

**2nd Half-Yearly Monitoring Report on
Mid-Day-Meal Scheme of
Chhattisgarh State
(1st October 2013 to 31st March 2014)**



District Monitored

Balod Mahasamund
Bilaspur Raipur
Dhamtari Janjgir Champa
&
Rajnandgaon

Dr.T.Vijaya Kumar



Monitoring Institute

Centre for Equity and Social Development
National Institute of Rural Development
(Ministry of Rural Development, Govt. of India)
Rajendranagar, Hyderabad.

TABLE OF CONTENTS

Sl. No.	Particulars/Details	Page No.
	• Foreword	3
	• Acknowledgement	4
	• Composition of Monitoring Team	5
	• General Information	6
	• Executive Summary	7-17
1.	Introduction	18-23
2.	District Monitoring Report - Balod	24-39
3.	District Monitoring Report - Bilaspur	40-62
4.	District Monitoring Report - Dhamtari	63-85
5.	District Monitoring Report - Janjgir Champa	86-103
6.	District Monitoring Report - Mahasamund	104-121
7.	District Monitoring Report - Raipur	122-139
8.	District Monitoring Report - Rajnandgaon	140-155
9.	Conclusions and Recommendations	156-159
10.	Annexure - (List of Schools with U-DISE code visited by MI)	160-170

FOREWORD

National Institute of Rural Development, Monitoring Institute has been monitoring Mid-Day-Meal scheme in Chhattisgarh State as one of the Monitoring Institutions across the country for broad based monitoring of MDM activities.

This is the 2nd half yearly report for the year 2013-14 and is based on the data collected from seven districts namely Balod, Bilaspur, Dhamtari, Janjgir Champa, Mahasamund, Raipur and Rajnandgaon of Chhattisgarh.

I hope the findings of the report would be helpful to both the Govt. of India and the State Government of Chhattisgarh to understand the grass root level problems in implementation as well as achievement of MDM in the State and to plan further necessary interventions.

In this context, I extend my hearty thanks to Dr. T. Vijaya Kumar, Asst. Prof., Centre for Equity & Social Development of NIRD and Nodal Officer for Monitoring of MDM in Chhattisgarh and his team members who have rendered good service by taking initiative to visit the schools located in the inaccessible areas and preparing the report in time. I am extremely thankful to the authorities of the Department of Public instruction, the District and Block offices of MDM for their wholehearted cooperation during the time of data collection.

**Dr. M.V. Rao, IAS.,
Director General**

National Institute of Rural Development
Rajendranagar
Hyderabad.

ACKNOWLEDGEMENT

The present Monitoring report is an outcome of committed research investigators to the field survey and cooperation received from Teachers and Head Masters concerned along with Educational Officers of the Chhattisgarh State. The author duly thanks them for their fullest cooperation and facilities provided in successful completion of the Monitoring Activities.

The author expresses gratitude and sincere thanks to Officials of Ministry of Human Resource Development, New Delhi for sponsoring this monitoring project.

I also take this opportunity to express a deep sense of gratitude to Dr. M.V. Rao, IAS, Director General, National Institute of Rural Development, Hyderabad for providing an opportunity to undertake this monitoring project and encouragement for successful completion.

I gratefully thank Dr. R.R.Prasad, Professor & Head, Centre of Equity and Social Development, NIRD, Hyderabad for his consistent encouragement, guidance for timely completion of this monitoring activity.

Special thanks to the Project Manager and consultants of TSG, EdCil for the valuable information provided by them and cooperation extended in all aspects of the project.

I am obliged to staff members of this project Dr. Sonal Mobar, Smt. T. Praveena Project Consultants, Mr. A. Ashwin Kumar, Ms. Kiranmai Project Assistants for their cooperation during the period of my assignment.

I wish to thank Mr. A. Prem Kumar, Mr. K. Sudheer Kumar and other staff members of Centre for Equity & Social Development for their contribution to this project by extending their cooperation.

Finally I thank Ms. S.V. Lakshmi for assistance and support in data entry, processing and bringing analytical output. Last but not the least, we express our thanks to all those who are directly and indirectly involved and helped in conducting the monitoring work of Mid-Day-Meal scheme in Chhattisgarh.

T. Vijaya Kumar
Nodal Officer

COMPOSITION OF MONITORING TEAM

S.No	Name	Designation
1	<i>Dr. T. Vijaya Kumar</i>	<i>Project Director</i>
2	<i>Dr. Sonal Mobar</i>	<i>Project Consultant</i>
3	<i>Smt. T. Praveena</i>	<i>Project Consultant</i>

**2nd Half Yearly Monitoring Report of National Institute of Rural Development,
Rajendranagar, Hyderabad (Monitoring Institution) on MDM in
Chhattisgarh for the Period of 1st October 2013 to 31st March 2014.**

General Information

Sl. No.	Information	Details
1.	Period of the report	1 st October 2013 to 31 st March 2014
2.	No. of Districts allotted	Seven
3.	Districts' name	Balod, Bilaspur, Dhamtari, Janjgir Champa, Mahasamund, Raipur and Rajanandgaon
4.	Month of visit to the Districts / Schools (Information is to be given district wise i.e District 1, District 2, District 3 etc)	1. Balod:- January /February 2. Bilaspur: March 3. Dhamtari: January/February 4. Janjgir Champa:- March 5. Mahasamund:- December 6. Raipur -: December/ January 7. Rajanandgaon-January
5.	Total number of elementary schools (primary and upper primary to be counted separately) in the Districts Covered by MI (Information is to be given district wise i.e. District 1, District 2, District 3 etc.)	Detailed List category wise and District wise provided in Annexure -I
6.	Number of elementary schools monitored (primary and upper primary to be counted separately) Information is to be given for district wise i.e. District 1, District 2, District 3 etc)	The District wise details of schools are provided in Annexure - I
7.	Types of school visited	Total 40x6=240
a)	Special training centers (Residential)	3
b)	Special training centers (Non Residential)	3
c)	Schools in Urban Areas	8
d)	School sanctioned with Civil Works	2
e)	School from NPEGEL Blocks	3
f)	Schools having CWSN	3
g)	School covered under CAL programme	3
h)	KGBVs	3
8.	Number of schools visited by Nodal Officer of the Monitoring Institute	14
9.	Whether the draft report has been shared with the State: YES / NO	Yes
10.	After submission of the draft report to the SPO whether the MI has received any comments from the state: YES / NO	Yes
11.	Before sending the reports to the GOI whether the MI has shared the report with state: YES / NO	Yes
12.	Details regarding discussion held with state officials:	Before monitoring, information shared with State and Districts
13.	Selection Criteria for Schools:	In consultation with DPOs/DEo's
14.	List of Schools visited by MI:	Annexure -I

Executive Summary

I. Regularity in Serving meal

Balod

In all the sample schools the hot cooked meal is provided to the children without any interruption.

Bilaspur

It is observed that in most of the sample schools the hot cooked food is served on daily basis regularly without any interruption.

Dhamtari

In all the 40 sample schools, it is observed that schools are serving hot cooked meal daily without any interruption.

Janjgir Champa

In all the sample primary and Upper Primary Schools the hot cooked food is being served. There is no interruption in Mid Day Meal serving.

Mahasamund

In Mahasamund district except in one school, all other sample schools are serving hot cooked food to the children daily without any interruption.

Raipur

In all the sample schools the hot cooked meal is provided to the children without any interruption.

Rajnandgaon

All the sample Primary Schools and Upper Primary Schools are serving hot cooked meal daily without any interruption.

II. Trends- Extent of variation

Balod

Among the sample schools it is noticed that 98.3% children in Primary Schools and 95% in Upper Primary Schools are availing the MDM. On the day of MI's visit the same is noticed from the schools registers.

Bilaspur

In Bilaspur district among the sample schools, there is a variation in students' strength regarding availment of Mid Day Meal.

Among Primary Schools of the sample 58% children and in Upper Primary Schools 76.5% of the children are availing MDM on the day of MIs visit in comparison to 97.1% in Primary Schools and 81.2% in Upper Primary Schools as per the school records.

Dhamtari

In Dhamtari district on the day of MI's visit the availment of MDM by the children in Primary Schools is 90.8% and in Upper Primary Schools 85.9%. However the school registers are also indicating the same strength regarding availment of MDM.

Janjgir Champa

It is observed that on the day of MI's visit in Primary Schools 78.1% children are availing MDM and in Upper Primary Schools 76.5% children are availing MDM. However the school registers indicates that in Primary Schools 100% and in Upper Primary Schools also 100% children's availment of MDM.

Mahasamund

In all the sample schools it is noticed that 95.8% children's availment of MDM in Primary Schools and 82.5% children's availment in Upper Primary Schools but the school registers show 85.7% in Upper Primary Schools and 97.9% in Primary Schools.

Raipur

In Primary School of the sample on the day of MI visit 67.9% children are availing the MDM whereas the school register indicate 98.2% of the children are availing the MDM.

In case of Upper Primary Schools on the day of MI visit 71.8% of the children availing the MDM. The same is also noticed in the school registers.

Rajnandgaon

Among the sample Primary Schools and Upper Primary Schools on the day of MI's visit 99.65% and 92.8% children are availing the MDM. However the school register indicates that in Primary Schools 99.6% and in Upper Primary Schools 92.8% children are availing MDM.

III. Regularity in delivering food grains

Balod

In 6 Primary Schools and 10 Upper Primary Schools it is noticed that the food grains are delivered regularly.

- In all the sample schools buffer stock of one month requirement is maintained.
- In some schools it is noticed that the cooking agencies are lifting food grains by arranging their own transport.

Bilaspur

In Bilaspur district it is noticed that in 23 schools the food grains are delivered regularly whereas in 6 schools the food grains delivery is delayed.

- In 23 schools, the buffer stock of one month requirement is maintained whereas in 6 schools the buffer stock was not maintained.
- In some of the schools the cooking agencies are lifting the food grains from the fair price shop by arranging their own transport.

Dhamtari

In 50% of the sample schools it is noticed that the food grains were delivered regularly.

- In 45% of the sample schools the buffer stock is maintained.
- In most of the schools the cooking agencies are lifting the food grains from fair price shop by arranging their own transport.

Janjgir Champa

In 17 sample schools the food grains are delivered regularly whereas in 25 schools the food grains delivery was not regular.

- In 50% of the sample Primary Schools and 69.2% of Upper Primary Schools the buffer stock of one month requirement of food grains is maintained.
- In most of the schools the food grains are lifted by the cooking agencies from nearby fair price shops.

Mahasamund

The MI team has observed that in 46.2% of the Primary Schools and in 50% Upper Primary Schools of the sample the food grains are delivered regularly.

- In majority of the sample schools, the buffer stock of one month requirement is maintained.
- In most of the schools the food grains are lifted by the cooking agencies by arranging their own transport.

Raipur

In 54.5% of the Primary Schools and 36.4% Upper Primary Schools of the sample it is noticed that the food grains are delivered regularly.

- In 86.4% of Primary Schools and 72.7% of Upper Primary Schools the buffer stock of one month requirement is maintained.
- In most of the sample schools the cooking agencies are lifting the food grains by arranging their own transport.

Rajnandgaon

In 32 out of 40 sample schools, it is noticed that the food grains are delivered regularly and one month requirement of buffer stock is maintained.

- The food grains are not delivered at the school point by the fair price shop dealers; as a result in some schools the cooking agencies are lifting the food grains by arranging their own transport.

IV. Delivery of cooking cost

Balod

In almost 50% of sample schools, the MI has observed that the cooking agencies are receiving cooking cost on advance regularly.

In some schools the delay in payment of cooking cost is observed, during this period the cooking agencies are arranging the MDM on their own arrangement.

Bilaspur

In 18 out of 40 schools the delay of delivery of cooking cost is observed in Bilaspur district.

In case of delay, the cooking agencies are providing MDM on their own arrangements.

Dhamtari

In Dhamtari district nearly 50% of the schools are receiving cooking cost in advance whereas in the remaining schools the delay in payment of cooking cost is observed.

Janjgir Champa

In 9 out of 40 schools it is observed that the cooking cost is paid regularly through e-Transfer.

The delay in payment of cooking cost is observed as 2 to 3 months in 50% for the sample schools.

Mahasamund

In 14 out of 40 sample schools it is reported that the cooking cost is paid regularly whereas in 26 sample schools the delay in payment of cooking cost is observed.

Raipur

In 12 out of 40 sample schools the payment of cooking cost is regular. Whereas in 24 schools the delay in payment of cooking cost is observed. Further the extent of delay is 1-3 months is noticed in the sample schools.

Rajnandgaon

In 8 primary schools and 6 upper primary schools it is noticed that the payment of cooking cost is regular.

V. Social Equity

The monitoring institute has observed that in all the 7 sample districts, there is no discrimination on any grounds while serving the MDM in sample schools.

VI. Variety of menu

In all the sample schools of 7 districts, the MI team has observed that the daily menu supplied under MDM has variety in the food and includes Rice, Dal and vegetables. Occasionally Papad and Achar are also served in the MDM.

In 3 out of 7 districts monitored by NIRD, there is a centralized kitchen. The schools which are receiving food from the centralized kitchen are showing the variety of food like rice, vegetable rice, kheer, soaked groundnuts and chana.

VII. Children's feedback on quantity of meal

In all the sample schools of the 7 districts, MI has taken children's feedback on quantity of MDM. It is observed that children are quite satisfied with the quantity of meal.

VIII. Children's feedback on quality of MDM

In majority of the sample schools of the 7 districts it is observed that children are satisfied with the quality of MDM. However, there is a lot of scope for improvement of quality of meal served through continuous monitoring.

IX. Supply of supplementary Nutrients

In 50% of the sample schools monitored in 7 districts of Chhattisgarh reveals that, the supply of micro-nutrients like Iron, Folic Acid and vitamin 'A' to the children is on weekly/monthly basis. Usually they are administered by the teachers and AMS of the schools.

X. Status of cooks

In all the sample schools of the 7 districts in rural areas shows that the cook-cum-helpers are mostly appointed by the Self Help Groups (SHG) and are inadequate to meet the requirements of MDM management.

The remuneration paid to cook-cum-helpers in all the sample districts indicates that it is Rs.1200/- p.m. In 40% to 50% sample schools, the payment of remuneration is delayed to an extent of 1 to 3 months.

The social composition of the cooks in almost all the sample schools of the 7 districts shows that majority are from OBC community followed by SC/ST.

XI. Infrastructure

In majority 65% of the sample schools of the 7 districts are having pucca kitchen shed and the cooking agencies are using for MDM cooking.

In 20% of the sample schools of the 7 districts, indicates that the kitchen sheds are not available. However the cooking agencies are, cooking the MDM in other places like class rooms, temporary thatched houses, sometimes in open places also.

XII. Water facility

In majority of the sample schools of the 7 districts it indicates that the water facility, for drinking as well as cooking, is of Bore well/Tube well, followed by Tap connections. In some schools that agencies are lifting the water from nearby water services like Open well and panchayat Tube wells.

XIII. Kitchen devices

In majority (85%) of the sample schools of the 7 districts indicates that for cooking of MDM adequate utensils are available with the cooking agencies. However, the kitchen devices are found to be quite old and need replacement.

XIV. Fuel used for cooking

In 90% of the sample schools of 7 districts indicates that the cooking agencies are, mainly using Firewood as the fuel for cooking of MDM followed by some schools using cow dung and LPG.

XV. Safety and Hygiene

In majority (90%) the sample schools of the 7 districts the MI has observed that safety in storage of fuel and cooking of MDM is maintained.

As far as hygiene is concerned the cooking agencies are in routine cleaning the hands with available water. But, the cooks are not wearing Gloves, Aprons and Headgears.

Further, it is also observed that while cooking, the cook-cum-helpers are not using clean kitchen towels/cloths in majority of the schools.

XVI. Community participation

In majority (95%) the sample schools of the 7 districts it is observed that parents and SMC members are occasionally visiting the schools to observe the MDM.

In few schools it is also observed that the SMC members are daily observing the MDM.

In Balod, Mahasamund and Rajnandgaon districts, the MI has observed that the SMC members received training on RTE and schools activities and are having little awareness about the MDM, but with regard to entitlement per child of food grain, dal and vegetable etc, the SMC members do not have any understanding.

XVII. Inspection and Supervision

In majority (80%) of the sample schools the MI has observed that block level official and visiting the schools and observing the MDM. However, these visits are not contributing much for the improvement of MDM serving in the schools.

Further, it is observed in Raipur, Bilaspur and Dhamtari districts, the centralized kitchen sheds are providing MDM to a substantial number of students but inspection and supervision of centralized kitchen is totally neglected and there is an urgent need to establish monitoring mechanism right from the cluster level to state level for effective implementation of MDM.

Conclusions and recommendations for improvement of the implementation of Mid-Day-Meal Scheme

The Monitoring of Mid-Day-Meal scheme in seven districts of Chhattisgarh by the National Institute of Rural Development (Monitoring Institute) reveals that some schools have not provided the relevant information. It shows that Head Masters and teachers concerned in the sample school do not have proper awareness about the MDM guidelines and also the children's entitlements. In all together the monitoring work for the Second Half Yearly period i.e. 1st October, 2013 to March 31st, 2014 in Seven districts namely Balod, Bilaspur, Dhamtari, Janjgir Champa, Mahasamund, Raipur and Rajnandgaon indicates the status of implementation of MDM. On the

basis of field monitoring by the investigators and the project monitoring team of NIRD in all the Seven sample districts the following conclusions are drawn.

1. In almost all the sample schools of the seven districts the schools are serving the hot cooked meal everyday without any interruption.
2. The availment of the Mid-Day-Meal in sample schools of all the seven district varies from 58.0% to 99.6% in Primary Schools (Bilaspur 58%, Raipur 67.9%, Janjgir Chamapa 78.1%, Dhamtari 90.8%, Balod 98.3%, Mahasamund 98.8% and Rajnandgaon 99.6%). In Upper Primary Schools, it varies from 73.8% to 95.0% (Raipur 73.8%, Bilaspur and Janjgir Champa 76.5% each, Mahasamund 82.5%, Dhamtari 85.9%, Rajnandgaon 92.8% and Balod 95.0%).
3. In majority (50%) of the sample schools it is observed that the food grains are received in time whereas the supply of food grains is delayed in other schools.
4. Majority (80%) of the sample schools in seven districts noticed that buffer stock is maintained. But the storage of food grain is found to be improper.
5. In majority of the schools it is observed that the cooking cost is regularly paid to the cooking agencies. In some districts there is a delay in payment of cooking cost example Mahasamund, Balod and Dhamtari.
6. There is a huge delay in payment of remuneration to cook cum helpers in all the seven sample districts.
7. There is no discrimination of caste, gender and community in all the sample schools of the seven districts in serving of Mid-Day-Meal.
8. In all the seven sample districts it is observed that the variety of menu is being followed.
9. In majority (2 out of 7) of the districts Balod and Bilaspur monitored by MI it is reported that the quality of rice is not good. 'A' grade rice is not supplied to MDM of schools.
10. Majority (80%) of the schools are having the cook cum helpers appointed by Self Help Groups and they belong to OBC community followed by Scheduled Caste and Scheduled Tribes. The payment of remuneration to cook cum helpers was quite delayed i.e. 3-6 months.
11. The MI has observed that in some schools the constructed kitchen sheds are not according to the prescribed measurements.

12. The supplied kitchen utensils to the schools are very old and it is observed that in some schools the cooking agencies are still using the same utensils and in majority schools the cooking agencies have arranged the kitchen utensils on their own.
13. In majority (60%) schools the food grain is being stored in class rooms only. The storage of food grains is found to be un-hygienic.
14. In 85% of the sample schools the water facility is available for cooking and drinking.
15. In 90% of the schools in sample districts the fire wood is the fuel used for cooking of the Mid-Day-Meal.
16. Safety and cleanliness in the schools:
 - 80% of the schools are having clean campus in 80% of the schools teachers are encouraging the children to wash hands before and after the meal. In 80% of the schools, children conserve the water while washing hands and utensils.
 - The cook cum helpers are not maintaining proper cleanliness while cooking the food in most of the sample schools (70%).
17. In 90% of the schools parents and SMC members visit the schools to observe MDM occasionally.
18. In majority of the schools (90%) the SHG, SMC members and parents are not having knowledge about the entitlements and quantity of food grain, pulses and vegetables for cooking the Mid-Day-Meal.
19. In 90% Primary Schools and 75% Upper Primary Schools the block level officials are visiting the schools to see the MDM but the visits are not contributing much to the improvement of the programme.
20. The Mid-Day-Meal programme is helping the poor children to meet the hunger needs.

Conclusions on Centralized Kitchen

1. The Monitoring Institute has visited three centralized kitchens, one in Bilaspur, Dhamtari and Raipur each and observed that all the centralized kitchens are supplying hot cooked meal to the students.
2. It is observed that the MDM supplied through centralized kitchen is being delivered at the school point in between 10:00 am to 12:00 pm.

3. The menu supplied by the centralized kitchen in Bilaspur is not suitable to the local community food habits and as a result most of the children are not eating properly.
4. In majority of the schools Mid-Day-Meal served through centralized kitchen is not having prescribed protein content.
5. It is noticed that there is no proper monitoring and supervision of centralized kitchens from the officials of School Education Department in all the three centralized kitchens.

Recommendations and suggestions for further improvement of the programme

1. In each district, monitoring cells are to be established for better implementation.
2. Menu boards should be displayed along with the entitlements of MDM in noticeable places of the schools for better awareness among students and parents.
3. Kitchen utensils are to be replaced immediately in all the sample Districts.
4. Awareness generation programmes for teachers, community members and cooking agencies are to be organized for effective implementation.
5. Kitchen sheds should be constructed as per the strength of the students and according to the prescribed norms of MDM immediately in all the schools.
6. The state should evolve a mechanism for reducing the delay of payment of remuneration to cook cum helpers as well as the cooking cost.
7. Proper monitoring mechanism has to be established from Cluster to State level for better delivery of MDM.
8. Centralized kitchens are to be discouraged for supply of MDM in the rural areas. In rural areas the MI has observed that most of the Self Help Groups are ready to supply the cooked Mid-Day-Meal to the children. Therefore, as per the guidelines of the scheme, SHGs are to be encouraged for promoting rural employment.
9. Wherever the centralized kitchens are functional, more number of agencies are to be involved by restricting the number of schools for better supply of MDM.
10. Centralized kitchens are to be monitored by the Department of School Education to ensure the quantity and quality of Mid-Day-Meal supplied through the centralized kitchens.
11. Daily issue registers are to be maintained at the school level particularly for rice and pulses.

12. The cook cum helpers of MDM should be trained on cleanliness, hygiene and preparation of good quality food.
13. All the cooking agencies are to be instructed to wear head gears, aprons and hand gloves while cooking and serving the Mid-Day-Meal.
14. The schools are advised to mandatorily maintain the record of food tasting before serving to the students.

1. Introduction

1.1 Introduction

The Mid-Day-Meal is the world's largest school feeding programme reaching out to about **12 crore children** in over 12.65 lakh schools/EGS centres across the country. With a view to enhancing enrolment, retention and attendance and simultaneously improving nutritional levels among children, the National Programme of Nutritional Support to Primary Education (**NP-NSPE**) was launched as a Centrally Sponsored Scheme on **15th August 1995**, initially in 2408 blocks in the country. By the year 1997-98 the NP-NSPE was introduced in all blocks of the country. It was further extended in 2002 to cover not only children in classes I-V of Government, Government aided and local body schools, but also children studying in EGS and AIE centres. Central Assistance under the scheme consisted of free supply of food grains @ 100 grams per child per school day, and subsidy for transportation of food grains up to a maximum of Rs 50 per quintal. During 2004 the scheme was revised to provide cooked mid-Day-Meal with 300 calories and 8-12 grams of protein to all children studying in classes 1- V in Government and aided schools and EGS/AIE centers.

From 2008-09 i.e. **1st April, 2008**, the programme covers all children studying in Government, Local Body and Government-aided primary and upper primary schools and the EGS/AIE centres including Madarsa and Maqtabas supported under SSA of all areas across the country. The calorific value of a mid-day meal at upper primary stage has been fixed at a minimum of 700 calories and 20 grams of protein by providing 150 grams of food grains (rice/wheat) per child/school day.

During the year 2009 the following changes have been made to improve the implementation of the scheme:-

- a) Food norms have been revised to ensure balanced and nutritious diet to children of upper primary group by increasing the quantity of pulses from 25 to 30 grams, vegetables from 65 to 75 grams and by decreasing the quantity of oil and fat from 10 grams to 7.5 grams.
- b) Cooking cost (excluding the labour and administrative charges) has been revised from Rs.1.68 to Rs. 2.50 for primary and from Rs. 2.20 to Rs. 3.75 for

upper primary children from 1.12.2009 to facilitate serving meal to eligible children in prescribed quantity and of good quality. The revised cooking cost per child per school day w.e.f 1.07.2013 for primary is Rs.3.34 per child per day and Rs.5.00 for upper primary children.

(b) Engagement of cook-cum-helpers

The honorarium for cooks and helpers was paid from the labour and other administrative charges of Rs.0.40 per child per day provided under the cooking cost. In many cases the honorarium was so little that it became very difficult to engage manpower for cooking the meal. A separate component for Payment of honorarium @ Rs.1000 per month per cook- cum-helper was introduced from 1.12.2009. Honorarium at the above prescribed rate is being paid to cook-cum-helper. Following norms for engagement of cook-cum-helper have been made:

- (i) One cook- cum-helper for schools up to 25 students.
- (ii) Two cooks-cum-helpers for schools with 26 to 100 students.
- (iii) One additional cook-cum-helper for every addition of up to 100 students.

The expenditure towards honorarium of cook-cum-helper is shared between the center and the NER states on 90:10 basis and with other states/UT's on 75:25 basis.

1.2 Management, Monitoring and Evaluation (MME)

Government of India Provides assistance to States/ UTs for Management, Monitoring & Evaluation (MME) at the rate of 1.8% of total assistance on (a) free food grains, (b) transport cost (c) cooking cost and (d) Honorarium to cook-cum-helpers. Another 0.2% of the above amount will be utilized at the Central Government for management, monitoring and evaluation. The detailed guidelines issued by the Ministry vide letter No. F.1-15/2009-Desk (MDM) dated 21st June, 2010.

(a) Provision of mid-day meal during summer vacation in drought affected areas.

(b) Provision of essential infrastructures:-

I) Kitchen-cum-stores:-

The cost of construction of Kitchen-cum-store is determined on the basis of State Schedule of Rates and the plinth area norm laid down by the Department of School Education and Literacy, Ministry of Human Resource Development, Government of India depending on the number of children studying in schools. However, in case of unconventional item, which do not part of Schedule of Rates, the rates is approved by the State level Steering-cum-Monitoring Committee for MDM Scheme with the condition that such estimates should not exceed the cost of the similar design made through conventional item available in the Schedule of Rates. The cost of construction of Kitchen-cum-store is shared between the Centre and the NER States on 90:10 and with other States /UTs on 75:25 basis. The norm for construction of kitchen-cum-store is as follows 20 sq. mtrs. Plinth area for construction of Kitchen-cum-store in schools having up to 100 children. For every additional up to 100 children additional 4 sq.mt. Plinth area will be added. Slab of 100 children may be modified by the States/UTs depending upon local conditions. For example, the hilly areas, where the number of children in schools is less, may have larger slabs. In one State/UT, there can be more than one slab. However, the modified prescription of plinth area will have to conform to the above ceiling.

II) Kitchen Devices:-

Government of India through this scheme provides assistance in a phased manner for provisioning and replacement of kitchen devices at an average cost of Rs. 5,000 per school. States/ UT Administration will have the flexibility to incur expenditure on the items listed below on the basis of the actual requirements of the school (provided that the overall average for the State/ UT Administration remains Rs. 5000 per school):

- a. Cooking devices (Stove, Chulha, etc.)
- b. Containers for storage of food grains and other ingredients and,
- c. Utensils for cooking and serving.

1.3 Objectives of Monitoring by the Independent Research Institution:

Sarva Shiksha Abhiyan (SSA) & Mid-Day-Meal Scheme are the initiatives of the Government of India to achieve the goal of Universalization of Elementary Education. For successful implementation of the Programme, an effective monitoring system is essential. Monitoring is very important for any programme and it is required on continuous basis. The Ministry felt that it would be more fruitful to involve professional institutions in this task. Accordingly, the Department of School Education & Literacy, during the year 2003-2004, had identified key monitoring institutions to monitor the implementation of the programme in the States/ UTs.

After enactment of RTE Act, 2009 the education scenario has changed and in order to undertake the field monitoring more intensively and rigorously, the Ministry has recently revised the Terms of Reference (ToR) with consultation with MIs, in a National Review Meeting held in June, 2010 for Monitoring of SSA-RTE and MDM. The revised ToR would be for two years and is effective from October 1st, 2013.

The MI shall monitor the Schemes with the objectives of:

- (i) Assessment and analysis of the implementation of the approved interventions and processes underlying these Interventions at the habitation and school level keeping in view the overarching goals of these schemes and the provisions under RTE Act, 2009 and,
- (ii) Identification of the social, cultural, linguistic or other barriers coming in the way of successful implementation of the schematic interventions and attainment of these goals.

1.4 Methods Used

Data collection tools were developed by the Sub Group of Monitoring Institutions formulated by the Ministry of Human Resource Development, GoI. Data was then collected by the qualified monitors from the seven districts. The methods used in data collection included observation, interviews, focus group discussions and meetings.

The tools used included questionnaires, interview schedules, observation schedules and focus group discussion checklists.

1.5 Collection of Data

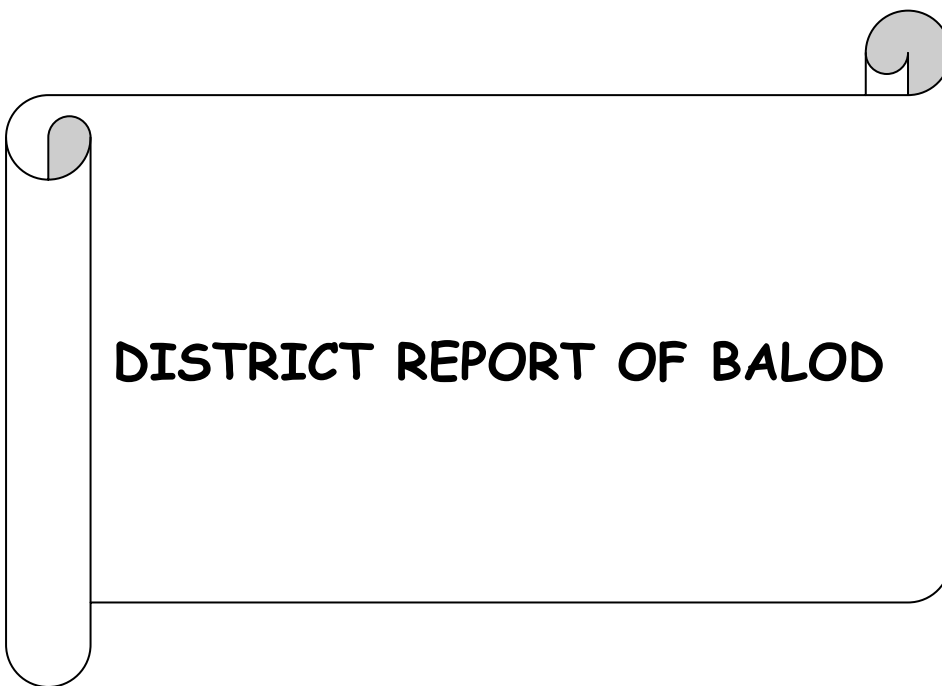
For the purpose of data collection, the study team made physical visit to all the schools for preliminary interaction with teaching staff and appraising themselves with the physical and academic conditions prevailing thereof. Since the data collection is to be covered in a span of less time and the task is of gigantic proportion, required number of research investigators were identified and trained thoroughly in terms of appropriate data collection methods. Specific care has been taken to identify the research investigators keeping in view the requirement of exposure to school education. Hence, Post Graduates having B.Ed., M.Ed., and M.Phil. qualification were specifically drafted as research investigators for the purpose of the study. They were in turn given a five-day orientation on data collection, observation and capturing the information from the schools and then placed for actual data collection. The school management concerned was informed in advance to keep the records ready for secondary data collection as well. On the day of visit to the schools, the structured schedule was administered for primary data collection under the supervision of research team.

1.6. Sample Schools Monitored

The schools that were monitored during Second Half yearly period i.e. October 1, 2013 to March 31, 2014, by the monitoring institute i.e. National Institute of Rural Development, Rajendranagar, Hyderabad in Seven districts of Chhattisgarh which include the following: 1. Balod 2. Bilaspur 3. Dhamtari 4. Janjgir Champa 5. Mahasamund 6. Raipur and 7. Rajnandgaon.

In each district as per the ToR the Monitoring Institute is supposed to monitor the 40 schools with due representation to certain interventions as well as Urban and Rural areas. Before starting the monitoring activity the State Project Office has been informed about the monitoring districts and requested the Director Public Instruction and Director for Mid-Day-Meal scheme to instruct the concerned District Educational Officers about the activity of monitoring. The schools in each district are identified in consultation with the District Project Officers/ District Educational Officers of the

concerned district and at the time of monitoring the District project officers, DEO's and their representatives also accompanied along with the monitoring teams of the Monitoring Institute. The selected schools in each district represents 40 out of which 8 schools are from the Urban area, 3 schools from Computer Aided Learning Schools, 3 schools from KGBV, 2 Schools from Civil Works and the remaining schools are from Rural and Special Training centers and National Child Labor Project Schools (NCLP) schools wherever the establishments are available. Out of the 40 schools the schools which are implementing mid-day-meal scheme are covered for monitoring of MDM. The detailed list of schools monitored are provided in Annexure I.



2. District Level half yearly Monitoring Report

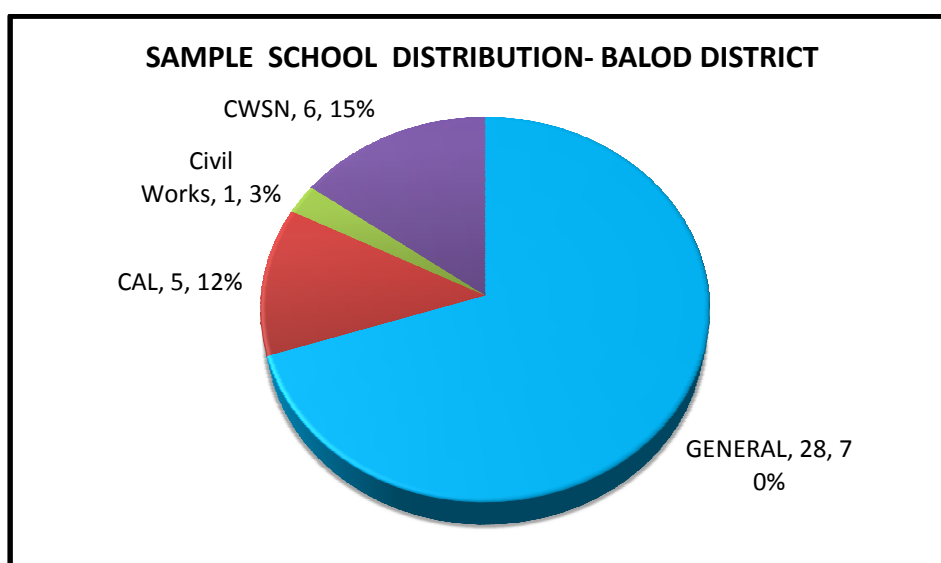
District: Balod

1. REGULARITY IN SERVING MEAL:

Whether the school is serving hot cooked meal daily? If there was interruption, what was the extent and reasons for the same?

The monitoring of Mid-Day Meal scheme was carried out by a team from National Institute of Rural Development, Hyderabad in Balod District of Chhattisgarh. Among 40 sampled schools that were monitored there were 19 Upper Primary schools and 21 Primary schools. Figure 2.1 shows sample school distribution in Balod district showing 70% General Schools, 12% CAL schools, 3% Civil works schools, and 15% CWSN schools.

Figure 2.1: Sample school distribution



		Category		Total
		Urban	Rural	
PS	Yes	17	4	21
		100.0%	100.0%	100.0%
	Total	17	4	21
		100.0%	100.0%	100.0%
UPS	Yes	15	4	19
		100.0%	100.0%	100.0%
	Total	15	4	19
		100.0%	100.0%	100.0%

The monitoring institute has observed that in all the 21 Primary and 19 Upper Primary schools the 'hot' cooked meal was served to the school children on daily basis without any interruption.



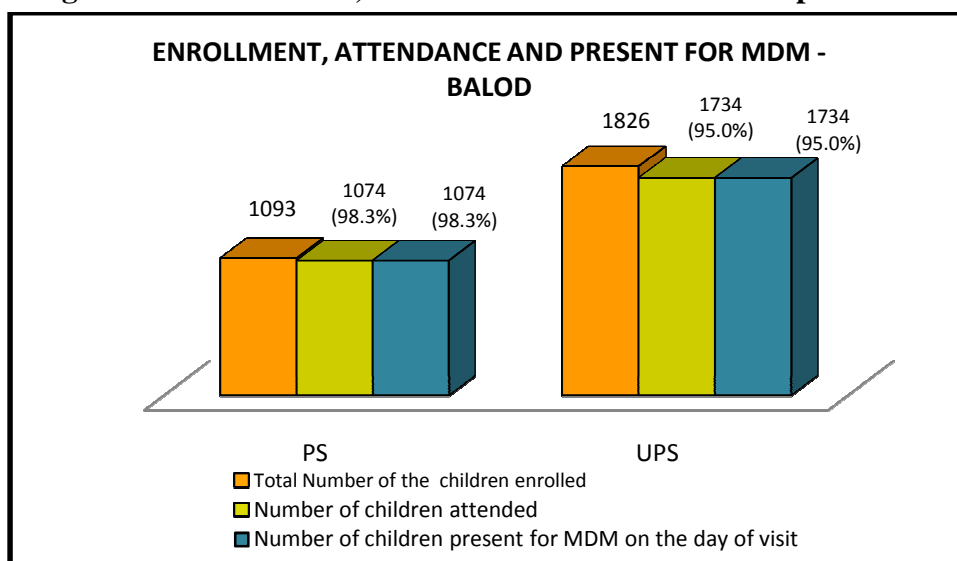
Availment of MDM

2. TRENDS:

Extent of variation (As per school records vis-à-vis Actual on the day of visit)

Monitoring team visited 40 sample schools which include both Primary and Upper Primary. Among the sample schools in primary schools 1093 children were enrolled. Out of 1093 children 1074 (98.3%) children were present on the day of visit and were availing the Mid-day Meal. In Upper Primary schools 1826 children were enrolled, out of this 1734 (95%) children were present on the day of MI visit and taking the Mid-day meals. Further it is also observed that the children's attendance in MDM register and children present on the day of MI are found to be same, there is no variation as can be seen from the below Figure 2.2.

Figure. 2.2: Enrollment, Attendance of Children in Sample schools



3. REGULARITY IN DELIVERING FOOD GRAINS TO SCHOOL LEVEL:

- (i) Is school receiving food grain regularly? If there is delay in delivering food grains, what is the extent of delay and reasons for the same?
- (ii) Is buffer stock of one-month's requirement is maintained?
- (iii) Is the food grains delivered at the school?

It has been observed by the Monitoring team that in 33.3% Primary Schools and 55.6% Upper Primary Schools food grains were being delivered regularly.

It is observed that in 50.0% of the Primary Schools and 55.6% of the Upper Primary Schools, the buffer stock is stored in classrooms. Whereas, in 18.4% of the Primary Schools and 21.3% of the Upper Primary Schools the buffer stock is stored in HM's room.

The Monitoring Institute has observed that in all the schools buffer stock was maintained.

Further it is also noticed that in some schools the cooking agencies are lifting the food grains from the fair price shop and reported that the transportation charges are burden to them, the schools namely are GPS Kakrel, MS Kholiamar, GPS Jaghibhat, Govt. PS Baritola, GPS Kundarapara, GPS Bendi, GPS Tikari, GMS Batera, GPS Diyabati, and GMS Darganan.

Location	Place of storage of food grain (Buffer stock)	Category		Total
		Rural	Urban	
PS	Classroom	8	1	9
		50.0%	50.0%	50.0%
	HM's room	3	0	3
		18.4%	.0%	18.4%
	SMC president's house	1	1	2
		6.2%	50.0%	11.1%
Others (please specify)	6	0	6	
	37.5%	.0%	33.3%	
Total		19	2	21
		100.0%	100.0%	100.0%
UPS	Classroom	7	3	10
		50.0%	75.0%	55.6%
	HM's room	3	0	3
		21.3%	.0%	21.3%
	Total	5	1	6
		35.7%	25.0%	32.2%
Others (please specify)	15	4	19	
	100.0%	100.0%	100.0%	



Storage of food grains

4. REGULARITY IN DELIVERING COOKING COST TO SCHOOL:

- (i) Is school receiving cooking cost in advance regularly? If there is delay in delivering cooking cost what is the extent of delay and reasons for it?**
- (ii) In case of delay, how schools manage to ensure that there is no disruption in the feeding programme?**
- (iii) Is cooking cost paid by Cash or through banking channel?**

The monitoring team found that 44.4% of the Primary Schools and 55.6% of the Upper Primary Schools the school/ implementing agencies are receiving cooking cost in advance regularly. The monitoring team has noticed that there is no delay in payment of cooking cost in any of the Primary School or Upper Primary School.

Regarding the payment of cooking cost the monitoring team observed that payments are made through e-transfer in all the schools.

In case of delay of payment of cooking cost the cooking agencies are arranging the MDM on their own finance or sometimes by borrowing from others.

5. SOCIAL EQUITY:

Did you observe any gender or caste or community discrimination in cooking or serving or seating arrangements?

The Monitoring Institute has observed that there is no gender or caste or community discrimination in cooking or serving of Mid-Day-Meal in the entire sample Primary and Upper Primary schools.

6. VARIETY OF MENU

Has the school displayed its weekly menu, and is it able to adhere to the menu displayed?

As per the norms the schools have to display the weekly menu in noticeable places of the school premise and follow the same daily. The monitoring team observed that in

sample Schools in 8 (38.9%) Primary and 14 (77.8%) Upper Primary Schools the daily menu was displayed on a board.

In all the sample schools visited by MI, Primary as well as Upper Primary Schools, the SHG women are cooking the food and they do not have proper awareness about the quantity of rice, dal and vegetable to be used for cooking. The MI has observed that the menu was not displayed in the following schools: GPS Kuliya, GPS Baritola, GPS Tikari, GPS Chhediya, GMS Bharidola, and GMS Badmara.

Location	Display of menu boards	Category		Total
		Rural	Urban	
PS	Yes	6	2	8
		33%	100.0%	38.9%
	No	12	1	13
		68.4%	.0%	68.4%
Total	18	3	21	
	100.0%	100.0%	100.0%	
UPS	Yes	11	4	14
		78.6%	75.0%	77.8%
	No	3	1	4
		21.4%	25.0%	22.2%
	Total	14	5	19
100.0%		100.0%	100.0%	



Use of Iodized salt and branded papads in MDM

7. (i) Is there variety in the food served or is the same food served daily? Does the daily menu include rice / wheat preparation, dal and vegetables?

(ii) Does the daily menu include rice / wheat preparation, dal and vegetables

In majority of the Primary Schools and the Upper Primary Schools i.e. 38 out of 40 visited by MI in Balod district, it is observed that variety of the food is being served in accordance with daily menu. Daily menu includes rice and dal in all the schools whereas occasionally vegetables are being served.

8. QUALITY & QUANTITY OF MEAL:

Feedback from children on

- a) Quality of meal:
- b) Quantity of meal:
- c) {If children were not happy Please give reasons and suggestions to improve.}

Location	Quantity of MDM per child at primary level	Category		Total
		Rural	Urban	
PS	Poor	2	1	3
		12.5%	33.0%	16.7%
	Satisfactory	10	2	12
		55.0%	66.0%	61.0%
	Good	4	0	4
		25.0%	.0%	22.2%
	Very Good	2	0	2
11%		.0%	11%	
Total	18	3	21	
	100.0%	100.0%	100.0%	
UPS	Poor	8	1	9
		57.1%	20.0%	47%
	Satisfactory	3	4	7
		21.4%	80.0%	36%
	Good	3	0	3
		21.4%	.0%	16.7%
	Total	14	5	19
100.0%		100.0%	100.0%	

The Monitoring team has observed that in 61% Primary Schools the children reported that the quantity of the MDM supplied was good and in 11% Primary Schools they said it was very good, followed by 16.7% Upper Primary Schools the children opined that the quantity is good.

Children's Reaction to Quality and Quantity of food

The Quality of the rice and Dal is reported to be good in majority sample schools. Whereas in the remaining 10% schools the quality of rice and dal is reported to be of substandard quality. In terms of Quantity of rice and Dal, children reported that they are happy.

The reasons for not feeling happy are that the supplied rice is not good. Sometimes rice is not cooked properly.

9. SUPPLEMENTARY:

- (i) Whether children are given micronutrients (Iron, folic acid, vitamin – A dosage) and de-worming medicine periodically?**
- (ii) Who administers these medicines and at what frequency?**
- (iii) Is there school Health Card maintained for each child?**

It was observed by the monitoring team that in 5 (27.8%) of the Primary Schools and 14 (75.8%) Upper Primary Schools, children were given micro nutrients like folic acid, iron and vitamin A. It was seen that such extra nutritional diets were given once a week to all students in convergence with the health departments. The school teachers were assigned duties to administer the distribution of such supplementary diets.

No health cards were issued to children at any of the schools. MI has observed same in the following schools in GPS Bagmara, GPS Khachandar, GPS Kakrel, GMS Kholiamar, GMS Awari, GMS Kuliya, GPS Bendi, GPS Diyabati, and GPS Nayapura.

Table 2.5: Children being given micro nutrients like Folic acid, Iron, and Vitamins				
Category	Children being given micro nutrients like Folic acid, Iron, and Vitamins	Location		Total
		Rural	Urban	
PS	Yes	5	0	5
		31.2%	.0%	27.8%
	No	13	2	15
		72.7%	100.0%	72.2%
Total	18	3	21	
	100.0%	100.0%	100.0%	
UPS	Yes	10	4	14
		71.4%	80.0%	75.8%
	No	4	1	5
		28.6%	20.0%	26.2%
Total	14	5	19	
	100.0%	100.0%	100.0%	

10. STATUS OF COOKS:

- (i) Who cooks and serves the meal? (Cook/helper appointed by the Department or Self Help Group, or NGO or Contractor)**
- (ii) Is the number of cooks and helpers adequate to meet the requirement of the school?**
- (iii) What is remuneration paid to cooks/helpers?**
- (iv) Are the remuneration paid to cooks/helpers regularly?**
- (v) Social Composition of cooks /helpers? (SC/ST/OBE/Minority).**

The meal is cooked by the cooks and helpers of the Self-Help Groups. It is observed that the number of cooks and helpers are adequate in number and meet the demand.

Regarding the payment given to cook-cum-helpers, it was found by the monitoring team that in all the Primary Schools and Upper Primary Schools of the sample (36 schools) , the cook-cum helpers were being paid Rs. 1200 per month.

About the regularity of the remuneration paid to the cook-cum-helpers, it was seen that in 94.4% of the Primary Schools and 88.9% of the UPS, the cook cum helpers were paid regularly whereas in the remaining schools the payment was delayed. The list of schools in which the payment of remuneration to cook cum helpers was delayed is as follows: GPS Tikari, GMS Kusumkasa, and GMS Darganan.

Social composition of the Cooks indicates that majority are from the OBC community, followed by Scheduled Tribe, and Schedule Caste.

11. INFRASTRUCTURE:

- (a) Is a pucca kitchen shed-cum-store:
- (b) Constructed and in use
- (c) Constructed but not in use under
- (d) Under construction
- (e) Sanctioned, but constructed not started
- (f) Not sanctioned
- (g) Any other (specify)

The Monitoring team found that in 13 (61%) Primary Schools and 12 (62%) Upper Primary Schools, the kitchen shed was constructed and in use. Whereas, in 6 (28%) Primary Schools and 4 (20.8%) Upper Primary Schools, the kitchen sheds were constructed but not in use.

Category	Type of kitchen	Location		Total
		Rural	Urban	
PS	Constructed and in use	11 61%	2 50.0%	13 61%
	Constructed but not in use	6 33%	0 .0%	6 28%
	Not sanctioned	1 5.5%	0 .0%	1 5.6%
	Total	18 100.0%	3 100.0%	21 100.0%
UPS	Constructed and in use	9 64.2%	3 60%	12 62%
	Constructed but not in use	4 7.1%	0 .0%	4 20.8%
	Under construction	1 7.1%	0 .0%	1 5.2%
	Sanctioned but construction not started	0 0%	1 20.0%	1 5.2%
	Not sanctioned	0 0%	1 20.0%	1 5.2%
	Total	14 100.0%.	5 100.0%	19 100.0%



Kitchen shed in sample school



Cooked rice ready to be served

12. In case the pucca kitchen shed is not available, where is the food being cooked and where the food grains /other ingredients are being stored?

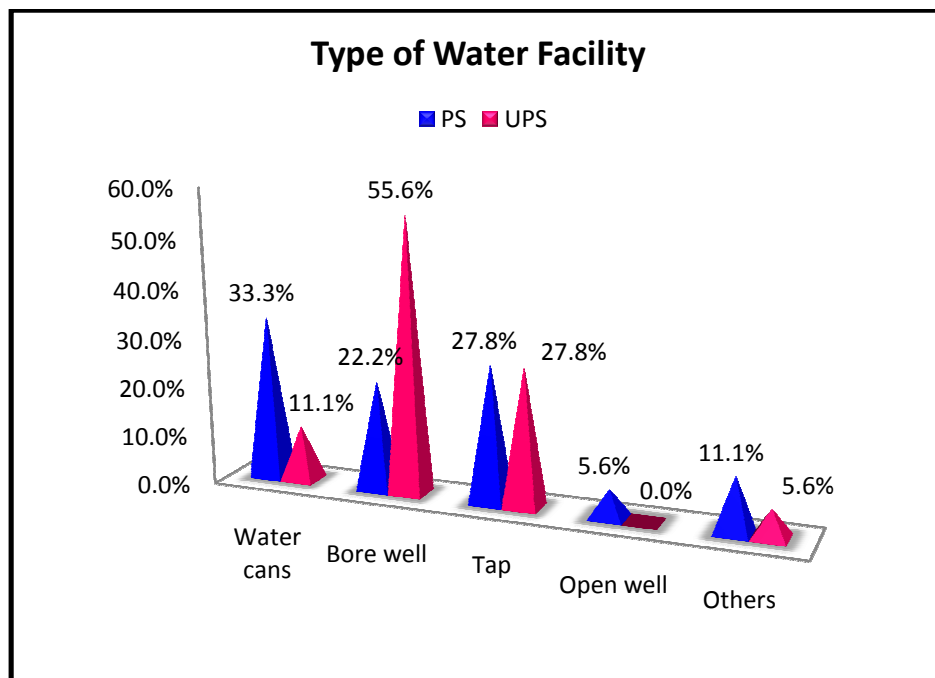
It was observed by the monitoring team that in 11.1% Primary Schools and Upper Primary Schools, cooking was being done under a thatched house, and in 11.1% Primary Schools and 5.6% Upper Primary Schools the MDM was being prepared school verandah, and in 5.6% Primary Schools and 11.1% Upper Primary Schools it was done in open space.

It was observed by the monitoring team that in 50.0% of Primary Schools and 55.6% of Upper Primary Schools, food grains were stored in Classrooms, and in 5.6% of Primary Schools and 11.1% of the Upper Primary Schools they were stored in HM's room.

13. Whether potable water is available for cooking and drinking purpose

It is mandatory for all schools to provide drinking water to all students and also for cooking of the MDM. In respect of facilities available for potable water for cooking and drinking purpose, it was noticed that at 33.3% of the Primary Schools, water cans were being used, at 22.2% Primary Schools bore well water was being used, and in 27.8% Primary Schools tap water was being used. In Upper Primary Schools, in 11.1% Upper Primary Schools water cans were being used, in 55.6% Upper Primary Schools bore well water is being used and in 27.8% Upper Primary Schools tap water is being used. Therefore, majority of the schools seemed to depend on bore wells/hand pumps for fulfilling the water requirements. The details are given in Figure 2.3.

Figure 2.3: Type of water facility



The schools using water cans are Naveen Girls Middle School, Dudhli, GPS Tikari, GPS Chiklakasa, GPS Bharidola, GMS Pevaro. Schools getting water from bore well are GMS Balod, GPS Kuliya, GMS Matiya, GMS Awari, GMS Hirapur, GPS Bendi, GMS Dhanapuri, GMS Batera, and GPS Diyabati. Schools using tap water are GPS Baghmarra, GMS Kuliya, GMS Kholiyamar, GMS Darghanan, and GMS Shikaripara.

14. Whether utensils used for cooking food are adequate?

Among the 40 sample schools visited by the Monitoring Institute, in Balod district it is observed that all schools have adequate cooking vessels for cooking the MDM.

15. What is the kind of fuel used? (Gas based/firewood etc.)

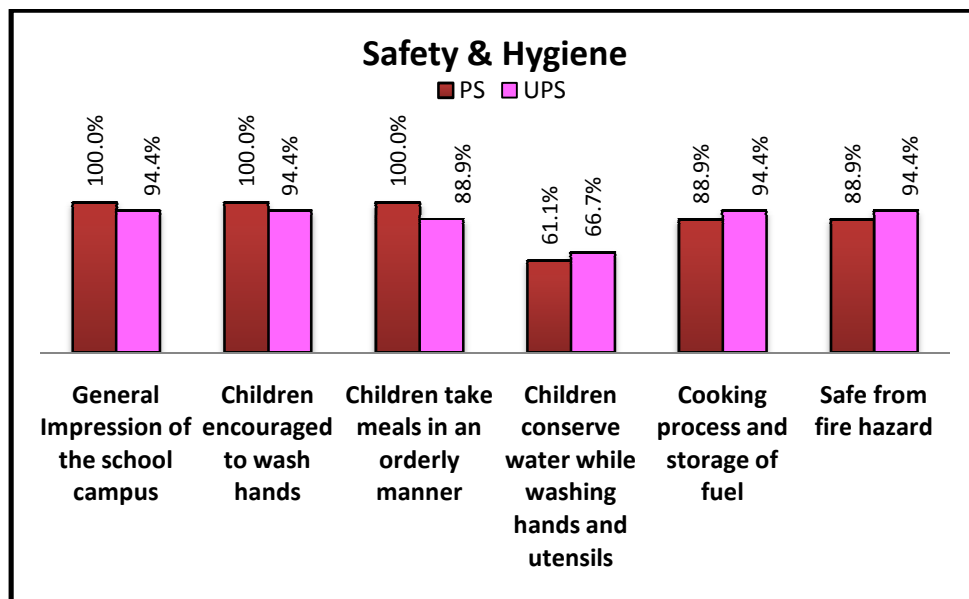
In 100.0% Primary Schools and Upper Primary Schools, the monitoring team observed that firewood was being use as fuel to cook MDM.

16. SAFETY & HYGIENE:

- i. General Impression of the environment, Safety and hygiene:**
- ii. Are children encouraged to wash hands before and after eating**
- iii. Do the children par take meals in an orderly manner?**
- iv. Conservation of water?**
- v. Is the cooking process and storage of fuel safe, not posing any fire hazard?**

Regarding the safety and hygiene of the school campuses, the monitoring team observed that in 100.0% Primary Schools and in 94.7% Upper Primary Schools of the sample schools the clean campus was maintained.

Figure 2.4: Safety and Hygiene



Encouragement of children to wash hands is also a duty of the teachers. The monitoring teams observed that in 100.0% of the Primary Schools and 94.7% Upper Primary Schools, children were encouraged by the teachers to wash hands before and after taking food.

It is the duty of the schools to serve hot cooked meal to the students and the latter to receive it in an orderly manner. Teachers are deputed to see that children sit in proper rows, preferably on jute mats, after washing hands, and say a word of prayer before taking their food. The monitoring institute found that in 100.0% Primary Schools and 89.5% Upper Primary Schools the children took food in an orderly manner.

In 66.7% of the Primary Schools and 68.4% of the Upper Primary Schools, the children were found to be conserving water while washing hands and utensils.

In 90.5% of the Primary Schools and 94.7% of the Upper Primary Schools, the monitoring team found that cooking process and storage of fuel was safe.

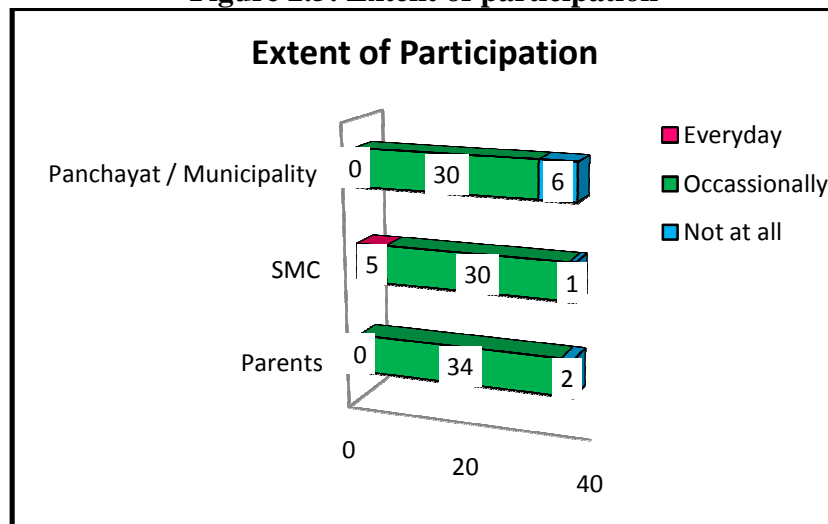
17. COMMUNITY PARTICIPATION:

Extent of participation by Parents/SMCs/Panchayats/Urban bodies in daily supervision, monitoring, participation

Community participation is an integral part of development of schools. It was observed by the monitoring team that the participation of parents, SMC members, members of Panchayats and urban bodies in school management activities.

In 30 to 34 schools of the sample the MI has noticed that SMC members and parents occasionally visit the schools for participating in schools activities. In 02 schools it is noticed that there is no participation of SMC members and parents in school activities.

Figure 2.5: Extent of participation



Regarding the extent of participation, it was observed by the monitoring team that parents showed more participation as compared to SMC members and members of Panchayat and Municipality.

Regarding the perception of overall implementation of MDM program, the monitoring team found that in 50.0% of the Primary Schools the parents felt that they are quite satisfactory about the MDM, whereas in 16.7% Primary Schools average implementation was observed.

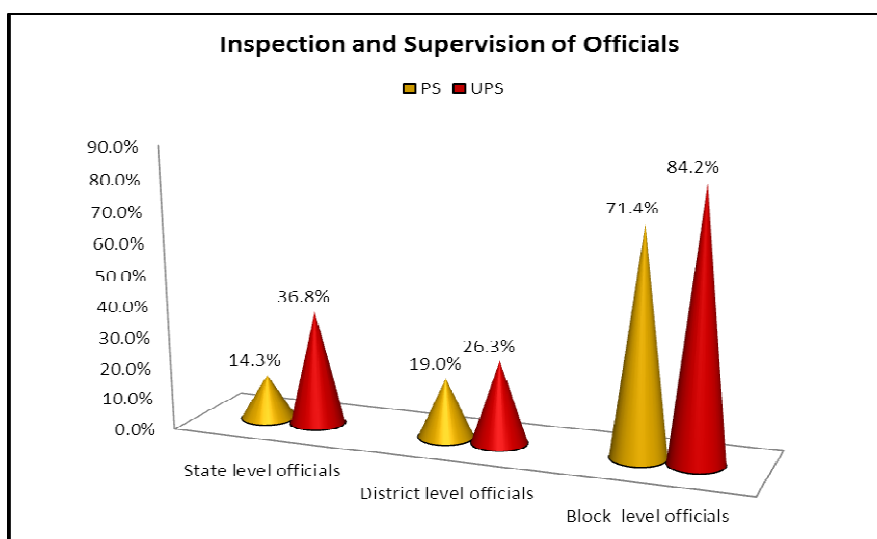
In case of Upper Primary Schools the community perceives that in 33.3% of the schools, the implementation was found to be satisfactory, followed by 16.7% schools where it was found to be good.

18. INSPECTION & SUPERVISION

Has the mid- day meal programme been inspected by any state/district/block level officers/officials

It is observed by the monitoring team that in 71.4% sample Primary Schools and 84.2% sample Upper Primary Schools the block level officials visit the schools and see the MDM implementation whereas in 19% Primary Schools and 26.3% Upper Primary Schools the MI has noticed that District Level Officials like DEOs visit the schools for MDM inspection. But in practice these visits have not contributed for any improvement of the programme implementation. It was reported that the visits are formal.

Figure 2.6: Inspection and Supervision by Officials



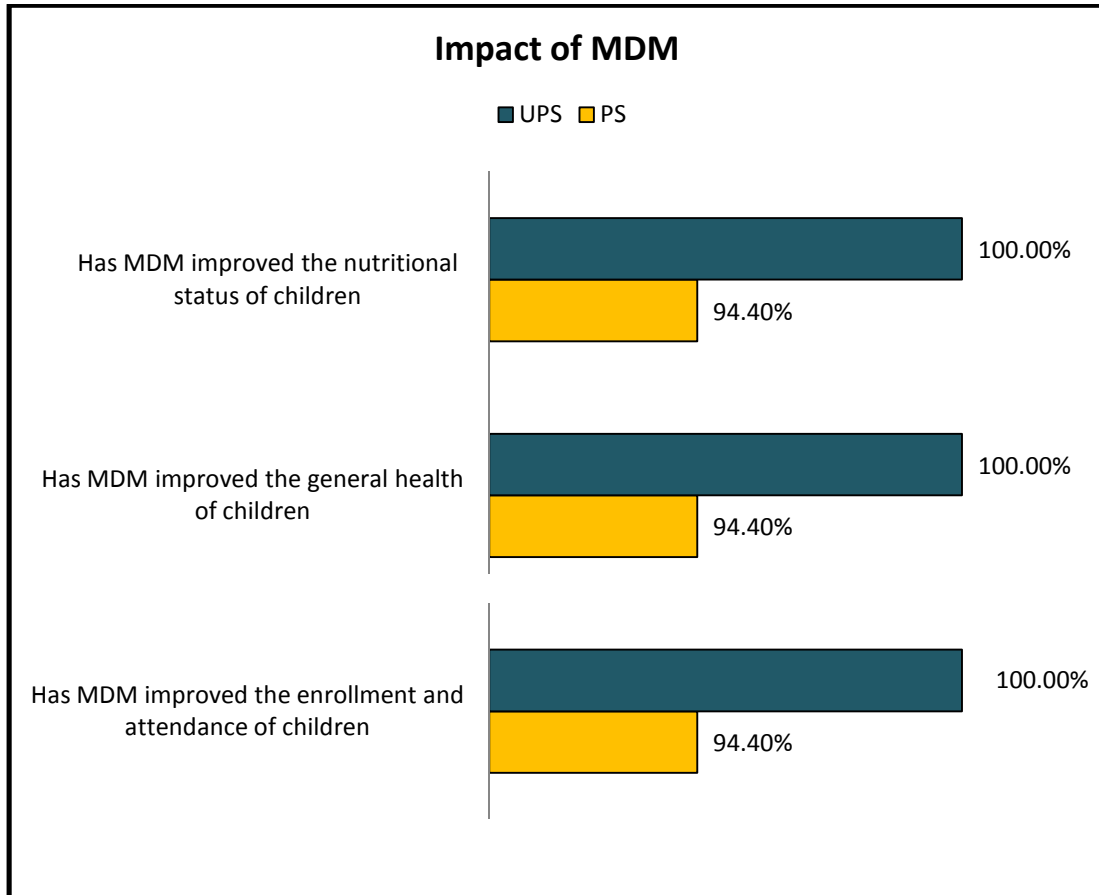
19. IMPACT

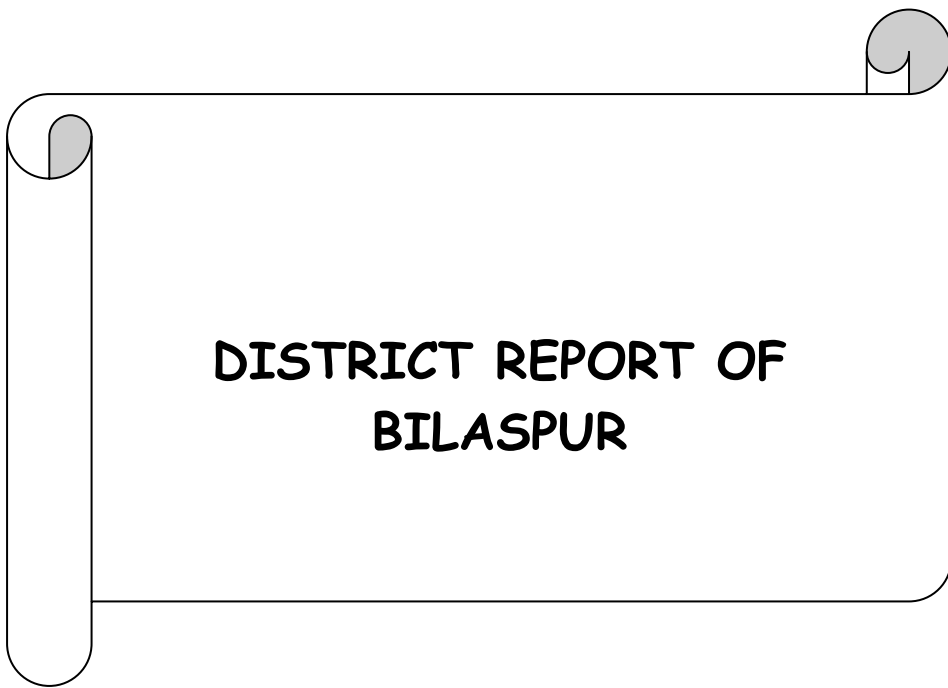
Has the mid-day meal improved the enrollment, attendance of children in school, general wellbeing (nutritional status) of children? Are there any other incidental benefits due to serving cooked meal in schools?

The Mid-Day-Meal programme is helping the poor children to get the noon meal. The monitoring team has observed the MDM scheme encouraged children's enrollment and attendance in schools. It was found that in 94.4% of the Primary schools and 100.0% of Upper Primary Schools MDM had improved the enrollment and attendance of the children.

The MI observed that children are taking MDM regularly. There is enough scope for improvement with continuous monitoring and facilitating the arrangements for better implementation.

Figure 2.7: Impact of MDM





3. District Level half yearly Monitoring Report

District: Bilaspur

1. REGULARITY IN SERVING MEAL:

Whether the school is serving hot cooked meal daily? If there was interruption, what was the extent and reasons for the same?

The monitoring of Mid-Day Meal scheme was carried out by National Institute of Rural Development, Hyderabad at Bilaspur District of Chhattisgarh. The Monitoring Institute has monitored 40 schools which include 29 schools where the Self Help Group women are cooking and serving the meal and 07 other schools that were receiving MDM from Centralized kitchen. Of all the sample schools which were cooking MDM at school point, there were 17 Primary and 12 Upper Primary Schools.

Figure 3.1: Sample school distribution

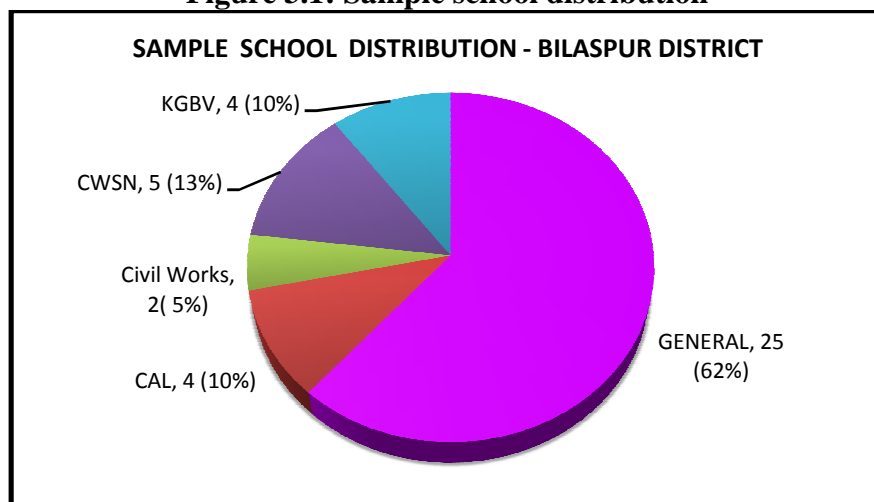


Figure 3.1 shows sample school distribution showing 25 (62%) General Primary and Upper Primary Schools, 4 (10%) Computer Aided Learning schools, 2 (5%) schools having Civil Works, 5 (13%) schools having Children with Special Needs and 4 (10%) are Kasturba Gandhi Balika Vidyalayas.

Response	Category		Total
	Primary schools	Upper Primary Schools	
Yes	17 100.0%	12 100.0%	29 100.0%
Total	17 100.0%	12 100.0%	29 100.0%

It was observed by the monitoring team that in all the 29 (100.0%) sample schools the hot cooked food is served on daily basis regularly without any interruption.

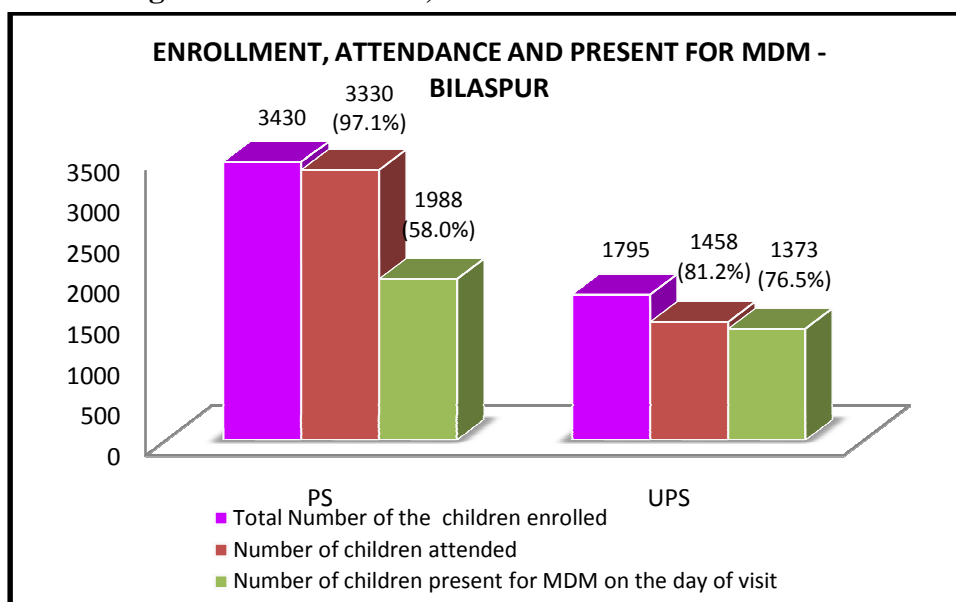
2. TRENDS:

Extent of variation (As per school records vis-à-vis Actual on the day of visit)

Table 3.2: Children's enrollment and attendance			
Category	Number of children enrolled	Number of children availing MDM as per the school register	Number of children present on the day of visit for MDM
Primary schools	3430	3330	1988
Upper Primary Schools	1795	1458	1373
Total	5225	4788	3361

The MI observed that in the sample schools visited, there are 5225 children enrolled out of this 4788 children are availing MDM as per the school records and on the day of MI visit 3361 children are present for availment of MDM this include 1988 (58%) Primary School children and 1373 (76.5%) Upper Primary School children.

Figure 3.2: Enrolment, Attendance of Children



3. REGULARITY IN DELIVERING FOOD GRAINS TO SCHOOL LEVEL:

- (i) Is school receiving food grain regularly? If there is delay in delivering food grains, what is the extent of delay and reasons for the same?**
- (ii) Is buffer stock of one-month's requirement is maintained?**
- (iii) Is the food grains delivered at the school?**

Among the sample schools visited by the monitoring institute it is noticed that in 8 (52.9%) Primary Schools and in 15 (66.7%) Upper Primary Schools, the food grains are delivered regularly. Whereas in the remaining schools the food grain delivery was delayed.

Response	Category		Total
	Primary Schools	Upper Primary Schools	
Yes	7	4	11
	41.2%	33.3%	37.9%
No	10	8	18
	58.8%	66.7%	62.1%
Total	17	12	29
	100.0%	100.0%	100.0%



Maintenance of buffer stock in sample school

It is observed that in 23 schools the buffer stock of one month's requirement is maintained. Whereas in 6 schools it is noticed that the buffer stock of one month was not maintained. The schools are Govt. Upper Primary Schools, Junashahar; Govt. Girls Primary Schools, Bharani; Govt. Upper Primary Schools, Hanfa, Takhatpur;

Primary Schools, Khamtari, Bilha; Upper Primary Schools, Sambalpuri, Takhatpur and Govt. Primary Schools, Rahangi, Bilha.

Further it is observed that in some schools the food grains are delivered at the school and in most of the schools the cooking agencies are lifting the food grain from the fair price shop arranging their own transport.

4. REGULARITY IN DELIVERING COOKING COST TO SCHOOL

LEVEL:

- (i) Is school receiving cooking cost in advance regularly? If there is delay in delivering cooking cost what is the extent of delay and reasons for it?**
- (ii) In case of delay, how schools manage to ensure that there is no disruption in the feeding programme?**
- (iii) Is cooking cost paid by Cash or through banking channel?**

The monitoring team found that 7 (41.2%) Primary Schools and 4 (33.3%) Upper Primary Schools are receiving cooking cost in advance regularly. Whereas in 18 schools it is reported that they are not receiving cooking cost namely Govt. Upper Primary Schools, Kirari, Masturi; Govt. Boys Upper Primary Schools, Belpat; Govt. Primary Schools, Bhojpuri, Billa; Govt. Girls Primary Schools, Sakri; Govt. Primary Schools, Chilhati, Bilha; Primary Schools, Lagara, Bilha; MS, Girls, Parsada, Billa; Govt. Upper Primary Schools, Bhedimuda; Govt. Primary Schools, Tikari, Masturi; Govt. Boys MS, Jogisar, Gaurella; Govt. MS, Urtum, Bilha; Primary Schools, Mujhvani, Takhatpur; Primary Schools, Khamtari, Bilha; Primary Schools, Parsada, Takhatpur; Govt. Girls Upper Primary Schools, Khedrix, Gaurela; SRTC, Sakri, Takhatpur; Govt. Primary Schools, Lingiyadih, Bilha and Upper Primary Schools, Binjhorka.

The payments of cook-cum-helper are made through e-transfer in all the sample Primary and Upper Primary School.

In case of delay in payment of the cooking cost the agencies reported that they are managing the food by arranging finance on credit.

5. SOCIAL EQUITY:

Did you observe any gender or caste or community discrimination in cooking or serving or seating arrangements?

The monitoring team observed that in all the sample Primary and Upper Primary School, there was no disparity or ill-treatment towards children while food was being

served. The students were asked to sit in the verandah or classrooms, in rows, for the Mid Day Meal.

6. VARIETY OF MENU:

- (i) Has the school displayed its weekly menu, and is it able to adhere to the menu displayed?
- (ii) Is there variety in the food served or is the same food served daily?
- (iii) Does the daily menu include rice / wheat preparation, dal and vegetables?

Response	Category		Total
	Primary Schools	Upper Primary Schools	
Yes	10	6	16
	58.8%	50.0%	55.2%
No	7	6	13
	41.2%	50.0%	44.8%
Total	17	12	29
	100.0%	100.0%	100.0%

As per the norms the schools have to display the menu boards in noticeable places of the school premise and follow the same daily. It was noticed by the MI that in 10 (58.8%) of the Primary Schools and in 6 (50.0%) Upper Primary Schools the display of menu boards were seen. Further it is also observed that the menu boards are not showing the entitlements of food quantity per child.

Response	Location		Total
	Primary schools	Upper Primary Schools	
Yes	14	10	24
	82.4%	83.3%	82.8%
No	3	2	5
	17.6%	16.7%	17.2%
Total	17	12	29
	100.0%	100.0%	100.0%

In majority of the Upper Primary Schools visited by MI team in Bilaspur district, it is observed that variety of the food is being served. The daily menu includes rice and

dal in all the schools whereas occasionally vegetables are being served along with papad and achar.



Use of iodized salt in MDM by SHG

Regarding the menu being followed uniformly, the monitoring team found that in 14 (82.2%) Primary Schools and in 10 (83.3%) Upper Primary Schools the menu is followed uniformly.

In 10 (70.6%) Primary and 100.0% Upper Primary Schools the menu included locally available vegetables.

The schools which have not displayed menu are Govt. Upper Primary Schools, Junashahar; Govt. MS, Nirtu, Takhatpur; Primary Schools, Lagara, Bilha; Govt. Upper Primary Schools, Hanfa, Takhatpur; Primary Schools, Khamtari, Bilha and Govt. Girls Primary Schools, Bharani.

7. QUALITY & QUANTITY OF MEAL:

Feedback from children on

- a) **Quality of meal:**
- b) **Quantity of meal:**
- c) **{If children were not happy Please give reasons and suggestions to improve.}**

Quantity	Location		Total
	Primary Schools	Upper Primary Schools	
Satisfactory	13 76.5%	10 83.3%	23 79.3%
Good	2 11.8%	2 16.7%	4 13.8%
Very good	2 11.8%	0 .0%	2 6.9%
Total	17 100.0%	12 100.0%	29 100.0%

It is observed by the monitoring team that in 13 (76.5%) Primary Schools and in 10 (83.3%) Upper Primary Schools the quantity of food being served is satisfactory, in 2 (11.8%) Primary Schools and 2 (16.7%) Upper Primary Schools it is good and in 11.8% Primary Schools the quantity of food being served is very good.

As far as quality of the meal is concerned the children's feedback indicates that in 10 Primary Schools and 8 Upper Primary Schools the quality of the meal is reported to be satisfactory whereas in 4 schools the quality of the meal is reported as good.

8. SUPPLEMENTARY:

- (i) **Whether children are given micronutrients (Iron, folic acid, vitamin – A dosage) and de-worming medicine periodically?**
- (ii) **Who administers these medicines and at what frequency?**
- (iii) **Is there school Health Card maintained for each child?**

Response	Category		Total
	Primary Schools	Upper Primary Schools	
Yes	10 58.8%	7 58.3%	17 58.6%
No	7 41.2%	5 41.7%	12 41.4%
Total	17 100.0%	12 100.0%	29 100.0%

It was observed by the monitoring team that in 10 (58.8%) Primary Schools and 7 (58.3%) Upper Primary Schools it is reported that children were given micro nutrients like folic acid, iron and vitamin A once in a week.

It is noticed that the administration of the supplementary nutrients in the schools are generally by the teachers and Head Masters on weekly basis in co-operation with the health department.

The list of schools in which supplementary nutrients were not supplied till the day of MI visit: Govt. Upper Primary Junashahar; Govt. Boys UPS, Belpat; Govt. Upper Primary, Bhedimuda; Govt. Boys MS, Jogisar, Gaurella; Govt. MS, Urtum, Bilha; PS, Mujhvani, Takhatpur; PS, Parsada, Takhatpur; PS, Dhamni, Bilha; Govt. PS,

Nayapara Bodari; Govt. PS, Karaihapara, Kota; SRTC, Sakri, Takhatpur and Govt. PS, Lingiyadih, Bilha

Further it is observed that in all the sample schools the health cards are not maintained.

9. STATUS OF COOKS:

- (i) **Who cooks and serves the meal? (Cook/helper appointed by the Department or Self Help Group, or NGO or Contractor)**
- (ii) **Is the number of cooks and helpers adequate to meet the requirement of the school?**
- (iii) **What is remuneration paid to cooks/helpers?**
- (iv) **Are the remuneration paid to cooks/helpers regularly?**
- (v) **Social Composition of cooks /helpers? (SC/ST/OBE/Minority)**

The meal is cooked by the cooks and helpers of Self-Help Groups. It is observed that the number of cooks and helpers are adequate and meet the demand in almost all the sample schools.

Regarding the payment of cooking cost the monitoring team observed that payments are made through e-transfer in both Primary and Upper Primary Schools. It is found by the monitoring team that in 75.0% Primary and Upper Primary Schools, the cooks were being paid Rs. 1200. The social composition of the cook cum helpers indicates that majority are from OBC followed by Scheduled Caste and other castes.



Self Help Group women distributing the Mid Day Meal

10. INFRASTRUCTURE:

Is a pucca kitchen shed-cum-store:

- (a) Constructed and in use**
- (b) Constructed but not in use under**
- (c) Under construction**
- (d) Sanctioned, but constructed not started**
- (e) Not sanctioned**
- (f) Any other (specify)**

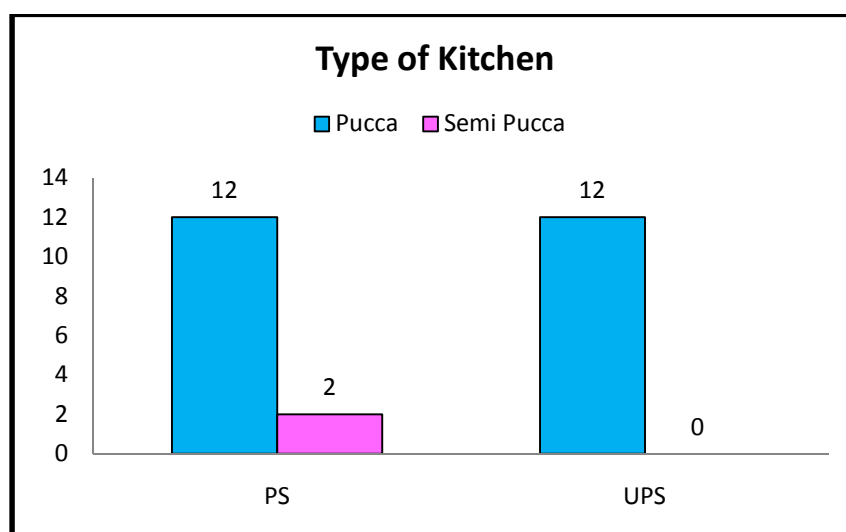
The Monitoring Institute has observed that in 22 sample schools the kitchen sheds are available and are in use followed, by in five schools indicates that kitchen shed was not sanctioned in one school the kitchen shed is under construction and in one schools kitchen shed is constructed but not in use.

Response	PS	UPS	Total
Constructed and in use	11 64.7%	11 91.7%	22 75.9%
Constructed but not in use	1 5.9%	0 .0%	1 3.4%
Under construction	0 .0%	1 8.3%	1 3.4%
Not sanctioned	5 29.4%	0 .0%	5 17.2%
Total	17 100.0 %	12 100.0 %	29 100.0 %



Fire wood Chulha used for cooking

Figure 3.3: Type of kitchen



It is observed that in 12 Primary and Upper Primary Schools each the pucca kitchen sheds are available whereas in 2 Primary Schools the semi pucca kitchen sheds are available.

11. In case the pucca kitchen shed is not available, where is the food being cooked and where the food grains /other ingredients are being stored?

It was observed by the Monitoring Institute that in 7 out of 29 sample schools the pucca kitchen sheds are not available as a result the cooking agencies are cooking the food in open area and sometimes in verandahs. In 16 schools, the food grains are stored in classrooms followed by 4 schools where the food grains are stored in Head Master's room. The details are in Table 3.9.

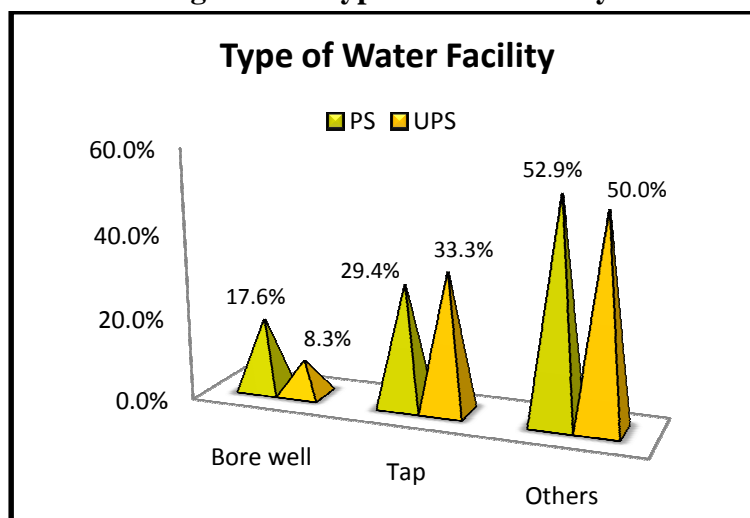
Place of storage of food grain (Buffer stock)	Category		Total
	PS	UPS	
Classroom	9	7	16
	52.9%	58.4%	55.2%
HM's room	2	2	4
	11.8%	16.7%	13.8%
Parents' house	0	1	1
	.0%	8.3%	3.4%
SMC Presidents' house	2	0	2
	11.8%	.0%	6.9%
Others (please specify)	4	2	6
	23.5%	16.7%	20.7%
Total	17	12	29
	100.0%	100.0%	100.0%

12. Whether potable water is available for cooking and drinking purpose?

Response	Primary Schools	Upper Primary Schools	Total
Bore well	3 17.6%	2 16.6%	5 17.2%
Tap	5 29.4%	4 33.3%	9 31.0%
Others (please specify)	9 52.9%	6 50.0%	15 51.7%
Total	17 100.0%	12 100.0%	29 100.0%

It is mandatory for all schools to provide drinking water to all students and also for cooking the MDM in 9 (31%) schools the potable water is through tap connection followed by in 5 (17.2%) schools the bore well facility is available for cooking and drinking purpose. Whereas, in 15 (51.7%) the water facility is other than the tap and bore well and in some schools students fetch the water from nearby water facility.

Figure 3.4: Type of water facility





Children fetching water from nearby water point



Drinking water facility in school

13. Whether utensils used for cooking food are adequate?

Among the 29 schools visited by the MI in Bilaspur district it is observed that in all the schools adequate cooking vessels for cooking the MDM are available. The cooking agencies are arranging the kitchen devices on their own. Further it is also reported that since long time the kitchen devices were not replaced.

14. What is the kind of fuel used? (Gas based/firewood etc.)

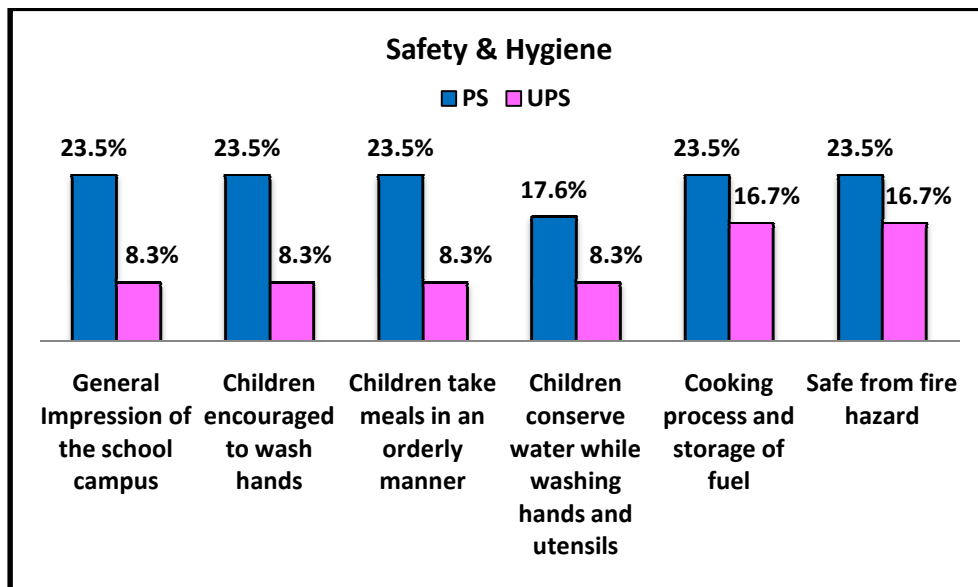
Table 3.11: Kind of fuel used for cooking MDM			
Kind of fuel used	Primary School	Upper Primary School	Total
Gas	1 5.9%	0 .0%	1 3.4%
Firewood	2 11.8%	0 .0%	2 6.9%
Cow dung cake	14 82.4%	12 100.0%	26 89.7%
Total	17 100.0%	12 100.0%	29 100.0%

It is observed that out of 29 sample schools in 26 schools the cooking agencies are using cow dung as a fuel for cooking the Mid Day Meal followed by 2 schools where it is noticed that fire wood is the fuel for cooking MDM and in one school the cooking agencies are using LPG for cooking the food.

15. SAFETY & HYGIENE:

- i. **General Impression of the environment, Safety and hygiene:**
- ii. **Are children encouraged to wash hands before and after eating**
- iii. **Do the children par take meals in an orderly manner?**
- iv. **Conservation of water?**
- v. **Is the cooking process and storage of fuel safe, not posing any fire hazard?**

Figure 3.5: Safety and Hygiene



Regarding the safety and hygiene of the school campuses, the monitoring team has observed that in 23.5% Primary Schools it is noticed that the schools are having clean environment, children are encouraged to wash the hands before and after the food, children take meal in an orderly manner and the school environment is safe from fire hazard.



Children taking MDM



Washing hands before and after meal

In case of Upper Primary Schools in 8.3% schools it is noticed that school campus is clean, children are encouraged to wash hands before and after food, children take meal in an orderly manner whereas in 16.7% schools the school environment is safe from fire hazard.

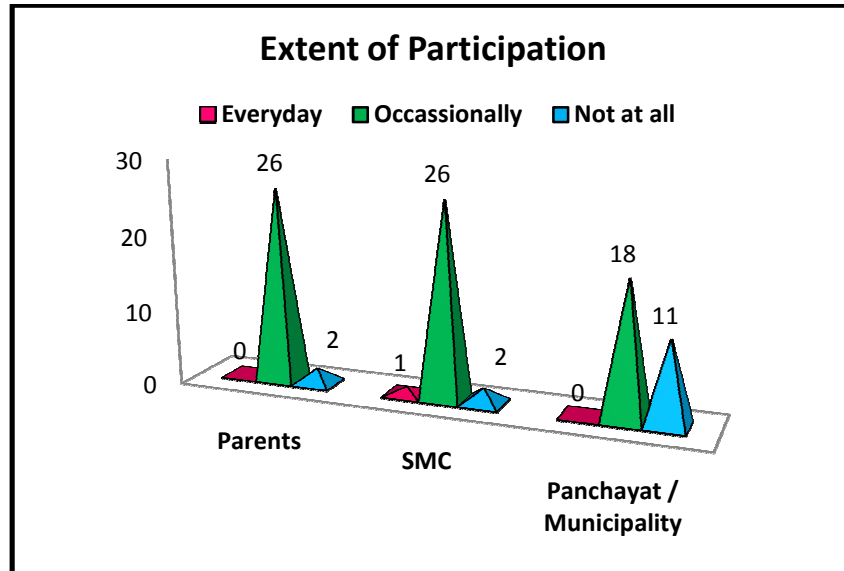
16. COMMUNITY PARTICIPATION:

Extent of participation by Parents/SMCs/Panchayats/Urban bodies in daily supervision, monitoring, participation

It is generally observed that community participation is an integral part of development of schools. The monitoring team has observed that in 26 sample schools the parents and SMC members are participating in school activities occasionally whereas in one Upper Primary School it is reported that every day the parents and

SMC members visit the school. In 11 schools it is reported that the panchayat members are not at all participating in school activities whereas in 18 schools it is reported that occasionally some panchayat members visit the schools.

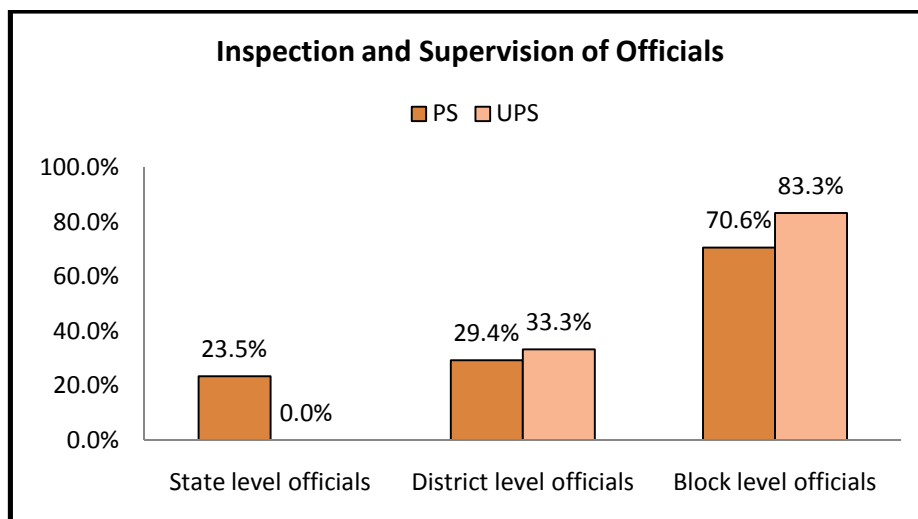
Figure 3.6: Extent of participation



17. INSPECTION & SUPERVISION

Has the mid day meal programme been inspected by any state/district/block level officers/officials?

Figure 3.7: Inspection and Supervision by Officials



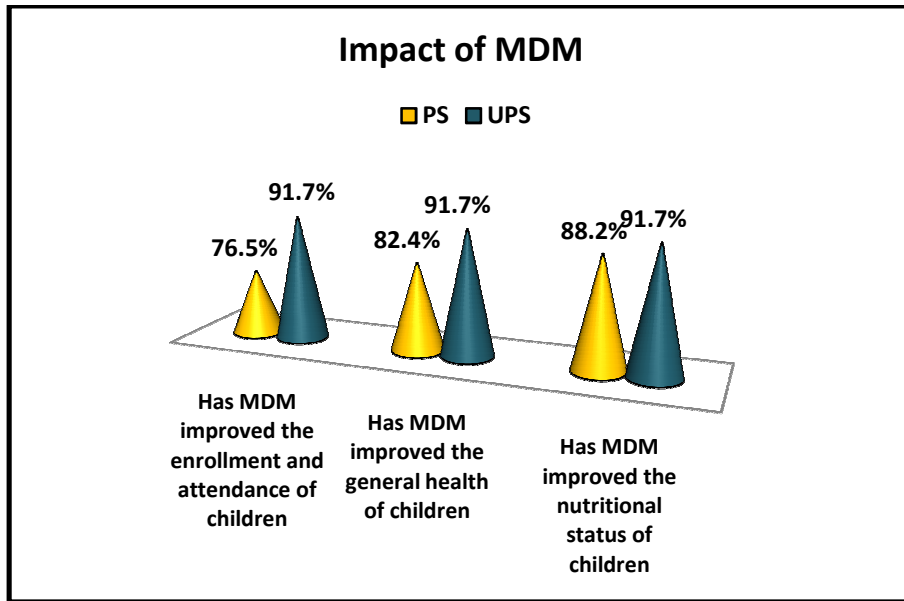
It was observed by the monitoring team that in 83.3% Upper Primary Schools and in 70.6% Primary Schools it is reported that Block Level Officials are visiting the schools and observe the MDM whereas in 33.3% sample Upper Primary Schools and 29.4% sample Primary Schools the district officials do visit to inspect the MDM of

the schools. However, it is observed that these visits have not contributed much to the improvement of the MDM programme.

18. IMPACT

Has the mid day meal improved the enrollment, attendance of children in school, general well being (nutritional status) of children? Are there any other incidental benefits due to serving cooked meal in schools?

Figure 3.8: Impact of MDM



The monitoring team has observed the impact of MDM scheme on the enrollment and attendance of children. It is noticed that in 91.7% sample Upper Primary Schools and 76.5% sample Primary Schools the Mid Day Meal has motivated the children to enroll in the schools and improved the attendance. In 82.4% Primary Schools and 91.7% Upper Primary Schools it is reported that the Mid Day Meal has contributed to the general health of the children.

19. Report on Centralized Kitchen – Mid-Day-Meal scheme

The Monitoring Institute has monitored the MDM activities in Bilaspur district and noticed that there is one agency supplying the MDM to the children through centralized kitchen shed. The central kitchen at Bilaspur started from 01.01.2013 and is still in its foundation stage.

Name of the organization managing Centralized kitchen: **Pahal Centralized Kitchen (NGO) based at Bilaspur.**

1. **Pahal Centralized Kitchen:** The centralized kitchen is based at Bilaspur. The NGO is supplying food to 129 schools per day covering 19,500 students. The NGO covers 75 Primary Schools and 43 Middle Schools and uses 6 vehicles to deliver feed in morning and day shifts.
2. **Organization chart:** The NGO has one in charge person for looking after the whole centre, and two other people who look after stocks and purchase. Altogether there are 50 workers who work in shifts.
3. **Infrastructural facilities:** The central kitchen has adequate space for keeping the stocks/ grains, cooking the food, and washing the containers. There are 6 big steel containers, 2 containers of 1000 litre capacity, 900 steel drums which include big containers of 100 kg capacity, medium containers of 50 kg capacity and small containers of 25 kg capacity. The Centralized kitchen has 6 solar panels installed on the roof and 46 more solar panels are due to be installed. The food in the central kitchen is prepared through steam cooking powered by solar energy.



Boilers for rice cooking

4. **Procurement and storage of food Items:** The central kitchen receives rice from the Government. Other food items such as dal, spices, pickles, papad etc. are procured from the open market fortnightly. The ingredients looked fresh and of

good quality on the day of visit. The grains were stored in a hygienic place, and on a raised platform. The variety of dal used in the menu includes arhar, moong, masoor, urad and they are cleaned properly before they store in containers. Green vegetables are procured on daily basis from vegetable market.



Refined oil



Condiments

5. **Cleanliness of food items:** It was observed by the Monitoring Institute that all items such as rice, green vegetables, tomatoes, dals are first thoroughly washed and cleaned before cooking. Even the floors are mopped continuously to prevent slipping and also water blockage. It was observed that cleaning of coriander and cutting of vegetables was also being done in open, outside the kitchen area.
The time lapse between preparation of food and packing in steel drums takes 50 minutes to 1 hour.
6. **Management of the leftover food:** It is observed by the Monitoring Institute team that the food left over after serving in all schools, is thrown away.
7. **Dish washing:** The central kitchen at Bilaspur uses dish washing soaps/ detergents with scrubbers to clean all the vessels.
8. **Personal hygiene practice:** It is noticed by the Monitoring Institute team that the workers were not wearing gloves and aprons.
9. **Toilet facility:** It is observed that toilet facilities were available at the central kitchen.
10. **Food transportation:** The Central kitchen uses 6 vehicles to transport hot cooked meal to all 75 Primary and 43 Middle Schools located at Bilaspur. The steel containers are well covered and the vans are also kept clean and dry. There is one attendant with each van to deliver the food cans.
11. **Procurement of pulses and condiments:** It is observed that pickle and papad is procured from SHGs that are locally available and spices from the suppliers. The branded oil company packets and Iodized salt is used in the preparation of food.



Papad packets in Centralized kitchen

12. **Food evaluation:** The Monitoring Institute team has observed that the taste of the food is normal and needs to be improved.
13. **Overall impression of the Central kitchen at Bilaspur:** It was noticed by Monitoring Institute team that this was a new set-up and was still in its formative stage. Nobody amongst the staff had technical knowledge about operation of machines steam cooking. The dirty water from the kitchen is draining into the storage area. Since nobody knows the exact temperature at which the food is rightly cooked, cooking varies from day to day. Sometimes rice is over cooked sometimes not properly cooked. Dal has the same taste and flavor everyday and hence children show less receptivity to food.



Workers cleaning floors in Pahal Centralised Kitchen, Bilaspur



Menu board on display outside Pahal Centralized Kitchen, Bilaspur

Schools serving food from Centralized Kitchen

Apart from the 29 sample schools listed above, the MI visited 06 schools which received MDM from a centralized kitchen. The details of these schools are listed in Table 3.12 below:

Table 3.12: List of schools receiving food from Centralized kitchen					
Sl. No.	Area	Name of the School	Date of the visit	Total Number of the children enrolled	Total Number of children attending the school on the day of MI visit
1	Urban	Govt. Primary Schools, Nehrunagar	11/3/2014	81	50
2	Urban	Govt. Girls, MS, Jabrapara	10/3/2014	83	61
3	Urban	Govt. Primary Schools, Tilaknagar	11/3/2014	102	50
4	Urban	Govt. Boys Upper Primary Schools, Chingrajpara	10/3/2014	131	131
5	Urban	Govt. Primary Schools, Tallapara	11/3/2014	146	104
6	Urban	Govt. Upper Primary Schools, Dayalband	10/3/2014	58	20



Workers cleaning and cutting coriander outside the kitchen area

Display of menu boards

The Monitoring team has observed that out of 6 schools in 3 schools the menu board was displayed. Whereas, in other 3 schools the menu board is not displayed and children do not know the supply of food on each day.

Mode of food transport to school

It is noticed that in 4 schools the food is transported by vans and in 2 schools the food is transported through auto.

Receiving the food at schools

Table 3.13: Receiving the food at schools			
Receiving the food at schools	Category		Total
	PS	UPS	
Head Master	2	3	5
	66.7%	100.0%	83.3%
Teachers	1	0	1
	33.3%	.0%	16.7%
Total	3	3	6
	100.0%	100.0%	100.0%

It is observed by the MI that in 66.7% of the Primary Schools and 100.0% Upper Primary Schools, HMs receive the food brought to school from the Centralized kitchen, and in 33.3% Primary Schools the food was received by teachers.

Placing the indent of food at schools

It was observed by the monitoring team that in 100.0% of the Primary Schools and 66.7% of the Upper Primary Schools the indent of food was based on the current day's attendance.

Excess food disposal

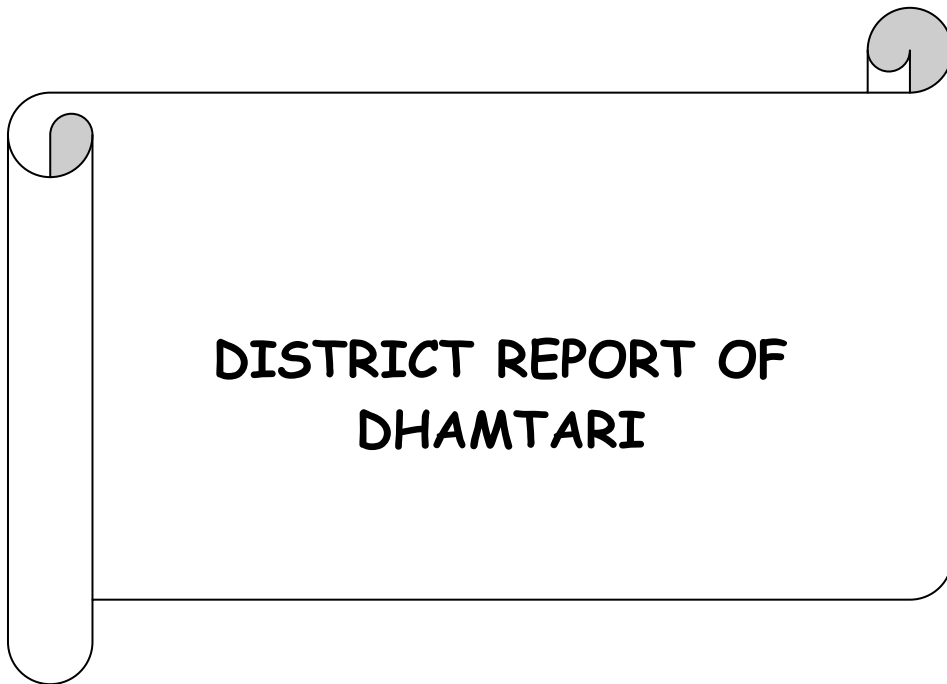
Regarding the disposal of excess food the MI observed that at 33.3% Primary Schools and Upper Primary Schools, it was distributed among workers followed by in 66.7% Primary Schools and in 33.3% Upper Primary Schools the excess food is distributed to orphans and in 33.3% Upper Primary Schools the excess food is thrown away.

Quality of food

The MI has taken feedback from the children of the sample schools regarding the quality of food in 3 schools the children reported that the quality is satisfactory. Whereas, in remaining 3 schools it is noticed that the quality of the food is poor.

Overall implementation of MDM programme

The overall implementation of MDM by the Centralized kitchen is found to be poor in all the sample schools.



4. District Level half yearly Monitoring Report

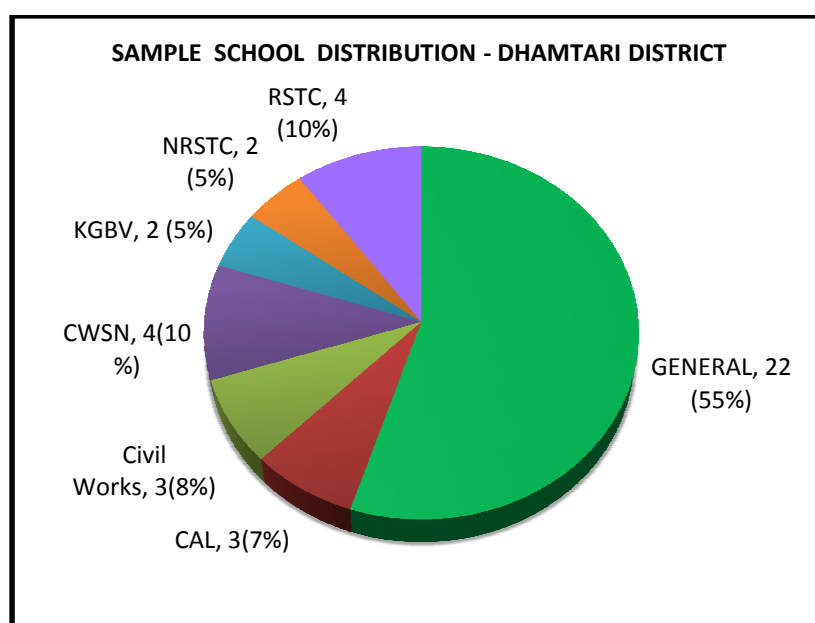
District: Dhamtari

1. REGULARITY IN SERVING MEAL:

Whether the school is serving hot cooked meal daily? If there was interruption, what was the extent and reasons for the same?

The monitoring of Mid-Day Meal scheme was carried out by a team from National Institute of Rural Development, Hyderabad at Dhamtari District of Chhattisgarh. Among 40 sampled schools that were monitored there were 12 Upper Primary schools and 13 Primary schools. Figure 4.1 reveals the sample school distribution in Dhamtari district. Out of 40 schools 55% are General Schools, 7% are CAL schools, 8% are civil work schools, 10% are CWSN schools, 5% are KGBVs, 5% are NRSTCs, and 10% are RSTCs.

Figure 4.1: Sample school distribution



Regularity in serving hot cooked meal	Category		Total
	PS	UPS	
Yes	13 100.0%	12 100.0%	25 100.0%
Total	13 100.0%	12 100.0%	25 100.0%

The monitoring institute has observed that in all the 25 (100%) Primary and Upper Primary schools where the food is being cooked by the SHG women, the food is being served 'hot' to the school children on daily basis without any interruption.



Children Availing MDM

2. TRENDS:

Extent of variation (As per school records vis-à-vis Actual on the day of visit)

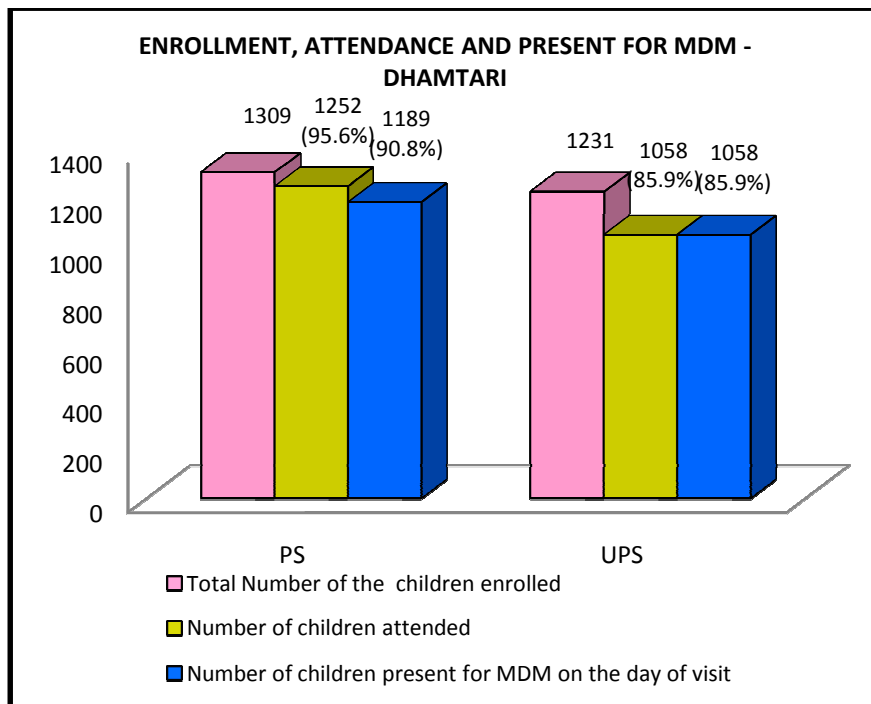
Table 4. 2: Extent of variation			
Category	Number of children enrolled	Number of children availing MDM as per school register	Number of children present on day of visit for MDM
PS	1309	1252	1189
UPS	1231	1058	1058
Total	2540	2300	2247

Monitoring team visited 25 Rural Schools which includes both Primary and Upper Primary. In all the sample schools 2540 children were enrolled. Out of 2540 children 2247 children were present on the day of visit and were availing the Mid-day Meal. Whereas, the school registers indicates 2300 children are availing the mid-day-meals. The details are presented in the below Figure 4.2.



Serving of Mid Day Meal

Figure 4. 2: Enrollment, Attendance of Children in Sample schools



3. REGULARITY IN DELIVERING FOOD GRAINS TO SCHOOL LEVEL:

- (i) Is school receiving food grain regularly? If there is delay in delivering food grains, what is the extent of delay and reasons for the same?
- (ii) Is buffer stock of one-month's requirement is maintained?
- (iii) Is the food grains delivered at the school?

It has been observed by the MI team that in 53.8% Primary Schools and 41.7% Upper Primary Schools food grains were being delivered regularly.

It is observed that in 46.2% of the Primary Schools and 41.7% of the Upper Primary Schools, the buffer stock is stored in classrooms. Whereas, in 25.0% of the Upper Primary Schools the buffer stock is stored in HM's room.

The Monitoring Institute has observed that in all the schools buffer stock was maintained.

Further it is also noticed that in some schools the cooking agencies are lifting the food grains from the fair price shop and reported that the transportation charges are burden to them namely MS, Umarda; Govt. MS, Goregaon; Govt. MS, Bhaisamuda; PS, Khamhariya; GPS, Doma; Govt. Girls MS, Nagari; MS, Sambalpur; MS, Pandaripani Malgajari; Govt. PS, Bharda; Govt. PS, Udena; Govt. MS, Chipplie, Govt. PS, Sonpur and Govt. PS, Gujara.

Place of storage of food grain (Buffer stock)	Category		Total
	PS	UPS	
Classroom	10 77%	8 67.7%	18 70%
HM's room	0 .0%	3 25.0%	3 12.0%
Others (please specify)	3 23.1%	1 8.3%	4 16.0%
Total	13 100.0%	12 100.0%	25 100.0%

4. REGULARITY IN DELIVERING COOKING COST TO SCHOOL :

- (i) Is school receiving cooking cost in advance regularly? If there is delay in delivering cooking cost what is the extent of delay and reasons for it?**
- (ii) In case of delay, how schools manage to ensure that there is no disruption in the feeding programme?**
- (iii) Is cooking cost paid by Cash or through banking channel?**

The monitoring team found that in 46.2% Primary Schools and in 50.0% Upper Primary Schools the implementing agencies are receiving cooking cost in advance regularly. The monitoring team has noticed that there is a delay in payment of cooking cost for two months in 76.9% of the Primary Schools and 66.7% of the Upper Primary Schools.

In case of delay the cooking agencies are arranging the finances on their own and managing the Mid-Day-Meal. But this type of arrangement will have definite impact on the quality of meal. The delay in payment of cooking cost is observed in 13

schools namely Govt. PS, Pandaripari; Govt. PS, Chipalipara; Govt. MS, Goregaon; Govt. MS, Bhaisamuda; PS, Khamhariya; PS, Sambalpur; GPS, Farsiya; Govt. Girls MS, Nagari; Govt. MS, Limtara; Govt. PS, Bharda; Govt. MS, Chipplie; Govt. MS, Navagaon and Govt. PS Sonpur.

Regarding the payment of cooking cost the monitoring team observed that payments are made through e-transfer in all the schools.

Response	Category		Total
	PS	UPS	
Yes	6 46.2%	6 50.0%	12 48.0%
No	7 53.8%	6 50.0%	13 52.0%
Total	13 100.0%	12 100.0%	25 100.0%

5. SOCIAL EQUITY:

Did you observe any gender or caste or community discrimination in cooking or serving or seating arrangements?

The Monitoring Institute has observed that there is no gender or caste or community discrimination in cooking or serving of Mid-Day-Meal in all the sample Primary and Upper Primary schools.

6. VARIETY OF MENU

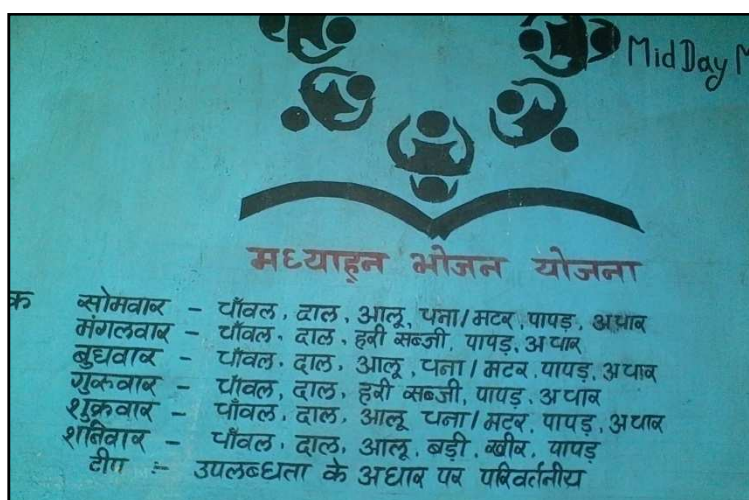
Has the school displayed its weekly menu, and is it able to adhere to the menu displayed?

As per the norms the schools have to display the weekly menu in noticeable places of the school premise and follow the same daily. The monitoring team observed that in 20 (80%) sample schools, in 8 Primary and 12 Upper Primary Schools the daily menu was displayed on a board. In 5 schools it is noticed that the daily menu was not displayed.

In all the sample schools visited by MI, Primary as well as Upper Primary Schools, the SHG women are cooking the food and they do not have proper awareness about the quantity of rice, dal and vegetable to be used for cooking. The MI has observed

that the menu was not displayed in the following schools Govt. PS, Chipalipara; PS, Sambalpur.

Display of menu boards	Category		Total
	PS	UPS	
Yes	8 61.5%	12 100.0%	20 80.0%
No	5 38.5%	0 .0%	5 20.0%
Total	13 100.0%	12 100.0%	25 100.0%



Display of Menu board

6. (i) Is there variety in the food served or is the same food served daily? Does the daily menu include rice / wheat preparation, dal and vegetables?

(ii) Does the daily menu include rice / wheat preparation, dal and vegetables

In 92.3% of the Primary Schools and 100.0% of the Upper Primary Schools visited by MI in Dhamtari district, it is observed that variety of the food is being served in daily menu.

Daily menu includes rice and dal in all the schools whereas occasionally vegetables are being served.

7. QUALITY & QUANTITY OF MEAL:

Feedback from children on

- a) **Quality of meal:**
- b) **Quantity of meal:**
- c) **{If children were not happy Please give reasons and suggestions to improve.}**

The Monitoring team has observed that in 12 (48%) schools the children reported that the quantity of the MDM supplied was good followed by in 7 schools the children opined that the quantity is poor whereas in 5 schools the children reported that the quantity supplied was satisfactory.

Quantity of MDM per child at primary level	Category		Total
	PS	UPS	
Poor	3 23.1%	4 33.3%	7 28.0%
Satisfactory	3 23.1%	2 16.7%	5 20.0%
Good	6 46.2%	6 50.0%	12 48.0%

Children's Reactions to Quality and Quantity of food

The Quality of the rice and Dal is reported to be good in 90% sample schools. Whereas, in the remaining 10% schools the quality of rice and dal, is reported to be of substandard quality. In terms of Quantity of rice and Dal, 90% children reported that they are happy.

The reasons for not feeling happy are that the supplied rice is not good. Sometimes rice is not cooked properly. MI has observed the same in the following schools Govt. PS, Chipalipara; Govt. MS, Bhaisamuda; Govt. PS, Parasvani; Govt. PS, Udena; Govt. MS, Gobra.

8. SUPPLEMENTARY:

- (i) **Whether children are given micronutrients (Iron, folic acid, vitamin – A dosage) and de-worming medicine periodically?**
- (ii) **Who administers these medicines and at what frequency?**
- (iii) **Is there school Health Card maintained for each child?**

It was observed by the monitoring team that in 76.9% of the Primary Schools and 83.3% of the Upper Primary Schools, children were given micro nutrients like folic acid, iron and vitamin A. It was seen that such extra nutritional diets were given once

a week to all students in convergence with the health departments. The school teachers were assigned duties to administer the distribution of such supplementary diets.

No health cards were issued to children in any of the sample schools. MI has observed the same in the following schools Govt. PS, Chipalipara; Govt. MS, Bhaisamuda; Govt. PS, Parasvani; Govt. PS, Udena; Govt. MS, Gobra.

Response	Category		Total
	PS	UPS	
Yes	10 76.9%	10 83.3%	20 80.0%
No	3 23.1%	2 16.7%	5 20.0%
Total	13 100.0%	12 100.0%	25 100.0%

9.STATUS OF COOKS:

- (i) Who cooks and serves the meal? (Cook/helper appointed by the Department or Self Help Group, or NGO or Contractor)**
- (ii) Is the number of cooks and helpers adequate to meet the requirement of the school?**
- (iii) What remuneration is paid to cooks/helpers?**
- (iv) Is the remuneration paid to cooks/helpers regularly?**
- (v) Social Composition of cooks /helpers? (SC/ST/OBE/Minority).**

The meal is cooked by the cooks and helpers of the Self-Help Groups. It is observed that the number of cooks and helpers are adequate in number and meet the demand.

Regarding the payment given to cook-cum-helpers, it was found by the monitoring team that in 100.0% Primary Schools and 91.7% of the Upper Primary Schools of the sample, the cook-cum helpers were being paid Rs. 1200 per month whereas in 8.3% of the Upper Primary Schools it is noticed that the cook cum helpers were being paid Rs. 1000 only.

About the regularity of the remuneration paid to the cook-cum-helpers, it was seen that in 53.8% of the Primary Schools and 50.0% of the Upper Primary Schools, the cook cum helpers were paid regularly. Whereas, in the remaining schools the

payment was delayed. The list of schools in which the payment of remuneration to cook cum helpers was delayed are as follows: Govt. PS, Chipalipara; Govt. MS, Goregaon; Govt. MS, Bhaisamuda; PS, Sambalpur; Govt. Girls MS, Nagari; Govt. MS, Limtara; Govt. PS, Bharda; Govt. PS, Parasvani; Govt. PS, Udena; Govt. MS, Navagaon; Govt. MS, Gobra and Govt. PS, Sonpur.

Social composition of the Cooks indicates that majority are from the OBC community, followed by Scheduled Tribe, Schedule Caste, and Other Caste.

10. INFRASTRUCTURE:

- (a) Is a pucca kitchen shed-cum-store:**
- (b) Constructed and in use**
- (c) Constructed but not in use under**
- (d) Under construction**
- (e) Sanctioned, but constructed not started**
- (f) Not sanctioned**
- (g) Any other (specify)**

The Monitoring team found that in 10 (76.9%) Primary Schools and in 10 (83.3%) Upper Primary Schools, the kitchen shed was constructed and in use. Whereas, in 3 schools the kitchen sheds were constructed but not in use.

Type of kitchen	Category		Total
	PS	UPS	
Constructed and in use	10 76.9%	10 83.3%	20 80%
Constructed but not in use	2 15.4%	1 8.3%	3 12.0%
Other (please specify)	1 7.7%	1 8.3%	2 8.0%
Total	13 100.0%	12 100.0%	25 100.0%

11. In case the pucca kitchen shed is not available, where is the food being cooked and where the food grains /other ingredients are being stored?

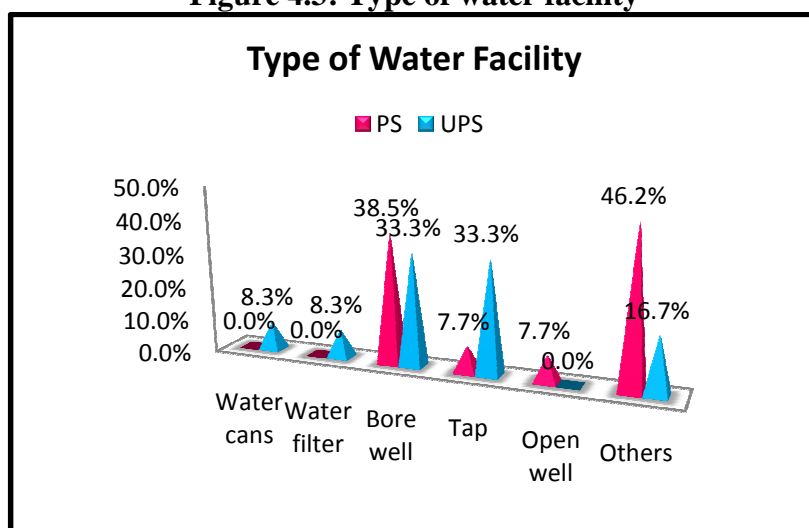
It was observed by the monitoring team that in 38.5% Primary schools and 16.7% Upper Primary Schools, cooking was being done under a thatched house, and in 58.3% Upper Primary Schools the MDM was being prepared in open space, class rooms, separate room, etc.

It was observed by the monitoring team that in 46.2% Primary schools and 41.7% Upper Primary Schools, food grains were stored in Classrooms, and in 25.0% of the Upper Primary Schools they were stored in HM's room.

12. Whether potable water is available for cooking and drinking purpose

It is mandatory for all schools to provide drinking water to all students and also for cooking of the MDM. In respect of facilities available for potable water for cooking and drinking purpose, it was noticed that at 8.3% of the Upper Primary Schools, water cans were being used. But at 38.5% of the Primary Schools and at 33.3% of the Upper Primary Schools water was fetched from bore wells. Therefore, majority of the schools seemed to depend on bore wells/hand pumps for fulfilling the water requirements. Whereas in 7.7% Primary Schools and 33.3% of the Upper Primary Schools, it is noticed that the tap water is being used for cooking and drinking purpose. The details are given in Figure 4.3.

Figure 4.3: Type of water facility



13. Whether utensils used for cooking food are adequate?

Among the 23 schools of visited by the MI in Dhamtari district it is observed that all schools have adequate cooking vessels for cooking the MDM.

14. What is the kind of fuel used? (Gas based/firewood etc.)

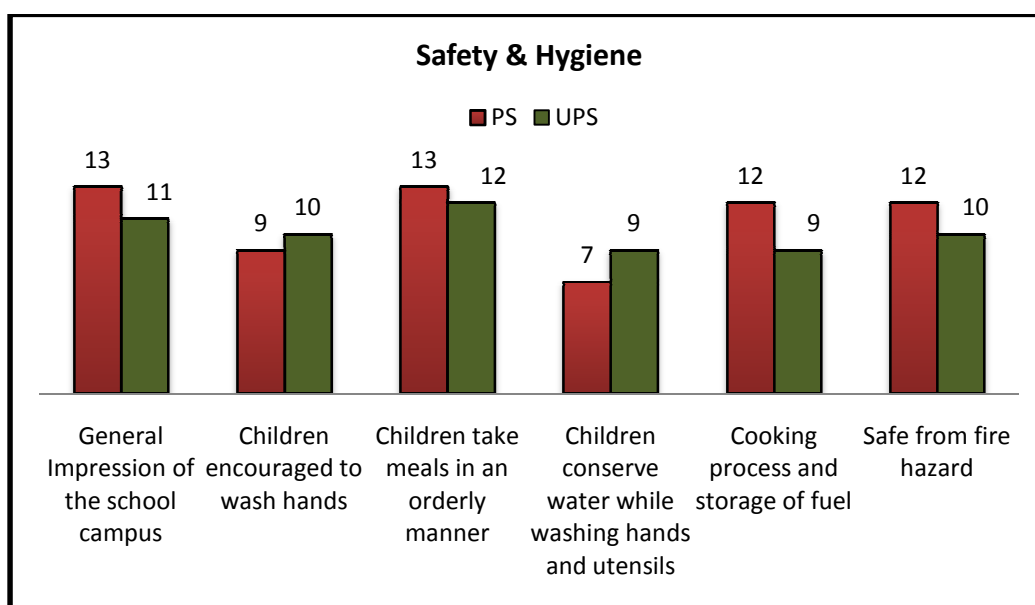
In Primary Schools, the monitoring team found that in 100.0% of the Primary Schools and 100.0% of the Upper Primary Schools, firewood was being used as fuel to cook MDM.

15.SAFETY & HYGIENE:

- i. General Impression of the environment, Safety and hygiene:**
- ii. Are children encouraged to wash hands before and after eating**
- iii. Do the children par take meals in an orderly manner?**
- iv. Conservation of water?**
- v. Is the cooking process and storage of fuel safe, not posing any fire hazard?**

Regarding the safety and hygiene of the school campuses, the monitoring team observed that in 100.0% Primary Schools and in 91.7% Upper Primary Schools of the sample, clean campus was maintained.

Figure 4.4: Safety and Hygiene



Encouragement of children to wash hands is also a duty of the teachers. The monitoring teams observed that in 69.2% of the Primary Schools and 83.3% Upper Primary Schools children were encouraged by the teachers to wash hands before and after taking food.

It is the duty of the schools to serve hot cooked meal to the students and the latter to receive it in an orderly manner. Teachers are deputed to see that children sit in proper rows, preferably on jute mats, after washing hands, and say a word of prayer before taking their food. The monitoring institute found that in all the sample schools the children took food in an orderly manner.

In 53.8% of the Primary Schools and 75.0% of the Upper Primary Schools, the children were found to be conserving water while washing hands and utensils.

In 92.3% of Primary Schools and 75.0% of the Upper Primary Schools, the monitoring team found that cooking process and storage of fuel was safe.

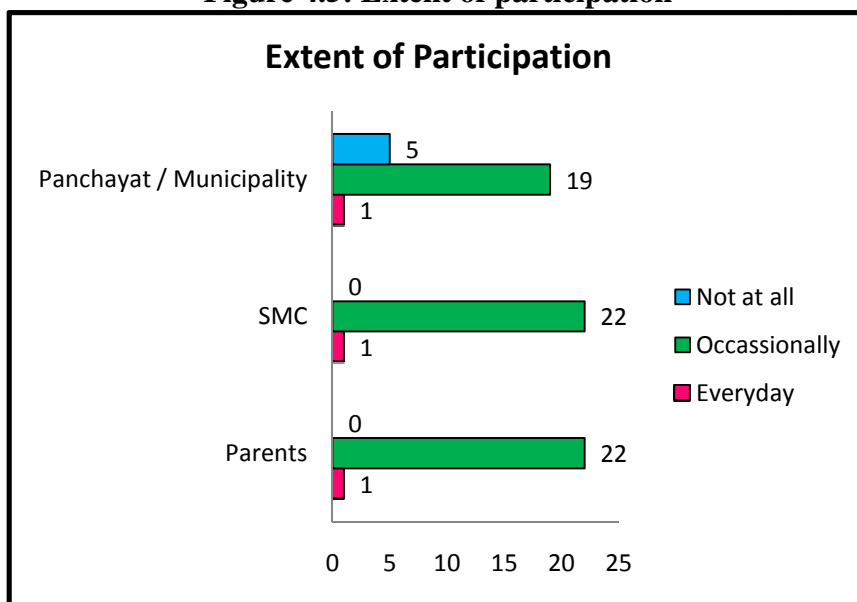
16. COMMUNITY PARTICIPATION:

Extent of participation by Parents/SMCs/Panchayats/Urban bodies in daily supervision, monitoring, participation

Community participation is an integral part of development of schools. It was observed by the monitoring team that the participation of parents, SMC members, members of Panchayats and urban bodies in school management activities.

In 22 schools of the sample the MI has noticed that SMC members and parents occasionally visit the schools for participating in schools activities. In 5 schools it is noticed that there is no participation of SMC members and parents in school activities.

Figure 4.5: Extent of participation



Regarding the extent of participation, it was observed by the monitoring team that parents showed more participation as compared to SMC members and members of Panchayat and Municipality.

Regarding the perception of overall implementation of MDM program, the monitoring team found that in 53.8% of the Primary Schools the parents felt that they are quite satisfactory about the MDM, whereas in 7.7% Primary Schools had average implementation.

In case of Upper Primary Schools the community perceives that in 8.3% of the schools, the implementation was found to be quite satisfactory, followed by 33.8%

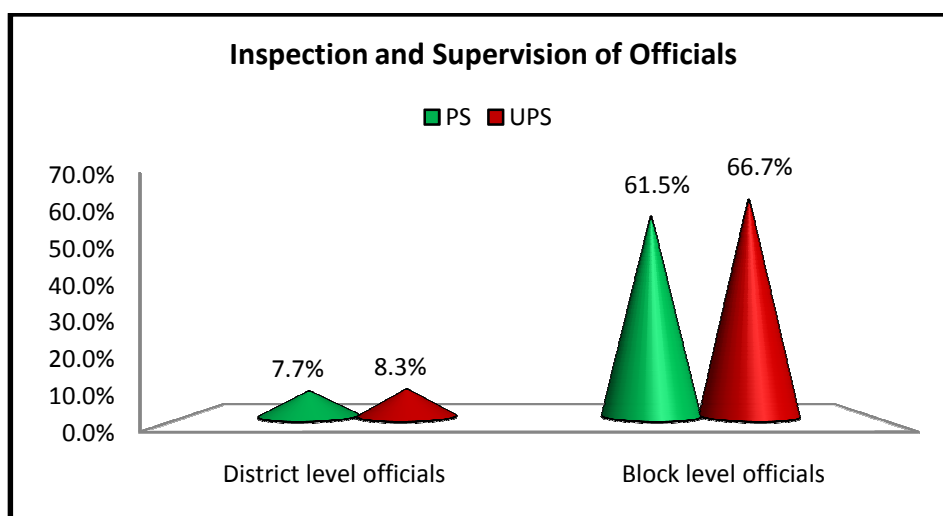
schools it is satisfactory whereas in 58.3% Upper Primary Schools perceived that it is good.

17. INSPECTION & SUPERVISION

Has the mid- day meal programme been inspected by any state/district/block level officers/officials

It is observed by the monitoring team that in 61.5% sample Primary Schools and 66.7% Upper Primary Schools the block level officials visit the schools and see the MDM implementation whereas in 7.7% Primary and 8.3% Upper Primary schools the MI has noticed that District Level Officials like DEOs visit the schools for MDM inspection. But in practice these visits have not contributed for any improvement of the programme implementation. It was reported that the visits are formal in nature.

Figure 4.6: Inspection and Supervision by Officials



18. IMPACT

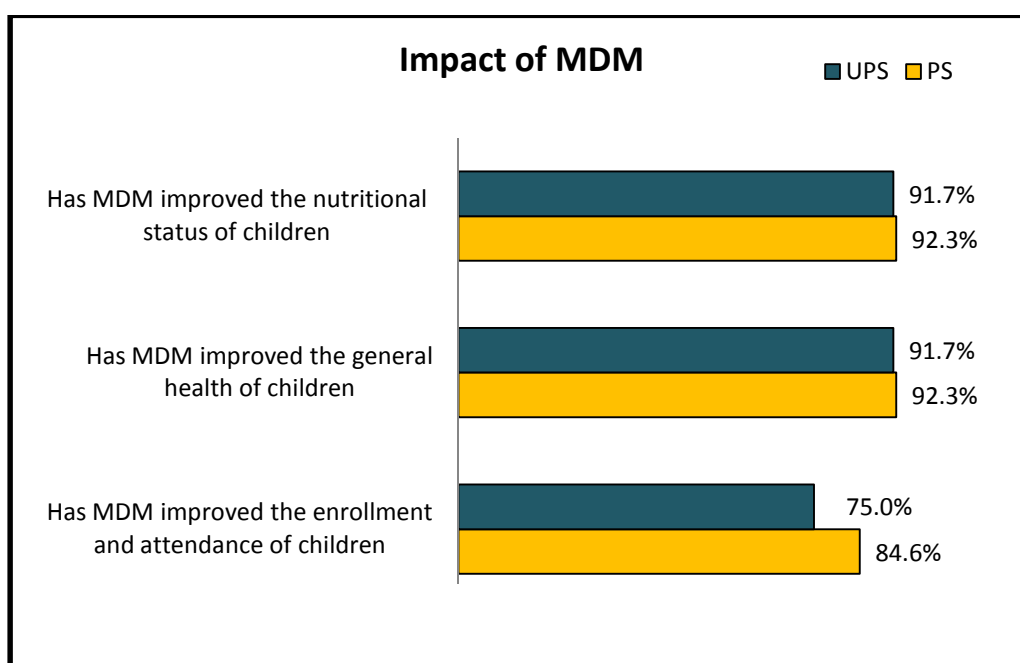
Has the mid-day meal improved the enrollment, attendance of children in school, general wellbeing (nutritional status) of children? Are there any other incidental benefits due to serving cooked meal in schools?

The Mid-Day-Meal programme is helping the poor children to get the noon meal. The monitoring team has observed the MDM scheme encouraged children's enrollment and attendance in schools. It was found that in 84.6% of the Primary schools and 75.0% of Upper Primary Schools MDM had improved the enrollment and attendance of the children. On the other hand, in 92.3% of the Primary Schools and 91.7% of the

Upper Primary Schools, MDM had contributed to the general health of the children. Regarding the improvement in nutritional status of children by MDM, the monitoring team found that in 92.3% of the Primary Schools and 91.7% of Upper Primary Schools it is reported that variety of menu is supplying some nutritional food to the children.

The MI observed that children are taking MDM regularly. There is enough scope for improvement with continuous monitoring and facilitating the arrangements for better implementation.

Figure 4.7: Impact of MDM



19. Centralized Kitchen- Analysis of schools receiving food from centralized kitchen

The Monitoring Institute has monitored the MDM activities in Dhamtari district and noticed that there is one agency supplying the MDM to the children through centralized kitchen shed.

Name of the organization managing Centralized kitchen: **Janhit Chintak Seva Samiti at Rambagh, Dhamtari.**

1. **Janhit Chintak Seva Samiti Centralized Kitchen:** The centralized kitchen is based at Dhamtari. The NGO is supplying food to 75 schools per day covering 25

Middle Schools and 50 Primary Schools. There are 5000 students enrolled in these schools altogether but the NGO supplies food for 4000 opting students only. It is running through in a rent free building, constructed in 22000 sq. ft. by the government. The Boilers and the building have been provided by the government free of cost. The kitchen utensils and other devices are purchased by NGO only.

2. **Organization chart:** The NGO has one in charge person for looking after the whole centre, 05 cooks and 04 helpers. In all, there are 19 employees at the NGO. There is one auto and 6 rickshaws that transport hot cooked meal to all schools on a regular basis i.e., daily.
3. **Infrastructural facilities:** The central kitchen has adequate space for keeping the grains, cooking the food, and washing the containers. There are 4 big boilers in which the food is prepared.
4. **Procurement and storage of food Items:** The central kitchen receives rice from the Government on a monthly basis which is about 80-100 quintals. Other food items such as dal, spices, pickles, papad, are bought weekly. The vegetables are procured from nearby market daily.
5. **Cleanliness of food items:** It is observed by the Monitoring Institute that the vegetables were not being properly cleaned and washed. Even the area where the cutting is done is not hygienic. The overall impression about the cleanliness is poor.
6. **Management of the leftover food:** It is observed by the Monitoring Institute team that the food left over in the steel drums is dumped away in open areas or in a naala.
7. **Dish washing:** The water at the Central kitchen is procured from bore well. The central kitchen at Dhamtari uses dish washing soaps/ detergents with scrubbers to clean all the vessels but the drainage water has no outlet and the place is very unhygienic.
8. **Personal hygiene practice:** It was noticed by the Monitoring Institute team that the workers were trained and did not wear any gloves and head gears. The MI team members observed that cooks were eating guthkha and smoking while cooking food. The staff personnel did not wear any gloves, head gears or aprons.
9. **Toilet facility:** It was observed that toilet facilities were available at the central kitchen just next to the cooking area. This was alarmingly a very unhygienic situation.

10. **Food transportation:** The Central kitchen uses 1 auto and 6 rickshaws to transport hot cooked meal to all 50 Primary Schools and 25 Middle Schools of Dhamtari.



Food transportation in Rickshaw

11. **Procurement of pulses and condiments:** It is observed that pickle and papad is procured from SHGs that are locally available and spices in packets of a particular brand are used for cooking. Iodized salt is used in the preparation of food.
12. **Food evaluation:** The Monitoring Institute team observed that the food cooked needs to be improvised in taste and quality.
13. **Overall impression of the Central kitchen at Dhamtari:** It was observed by the MI team that the Janhit Chintak Seva Samiti at Dhamtari needed improvisation in maintaining the quality of the food as well as the hygiene of the place. The staff/ personnel need to get trained regarding the safeguard of the place, personal hygiene and grooming and clean storage of the food products. Proper drainage outlets need to be made to drain away the dirty water. Also, the government should see to it that cooking cost is paid without any delay on a regular basis.



Office room



Storage of food grains



Cooking at Centralized kitchen



Collection of indents & record entry



Cooking of vegetable and dal



Packing food

The Monitoring team has visited 8 schools where the food is supplied from the centralized kitchen. Schools are listed in table below:

Sl. No.	Area	Name of the School	Date of the visit	Total Number of the children enrolled	Total Number of children attending the school on the day of MI visit
1	Urban	Navin Girls Middle School, Bathena	27/1/14	76	62
2	Urban	PS, No.03, Dhamtari	27/1/14	50	39
3	Urban	Sindi Girls, PS, Hatkeshar	27/1/14	85	41
4	Urban	New PS, Panchvati	27/1/14	23	18
5	Urban	New PS, Aughogik Ward	27/1/14	108	54
6	Urban	MS, Dabarpara	27/1/14	42	27
7	Urban	Govt. MS, Jodhapur	27/1/14	62	36
8	Urban	New Girls MS, Sorid Nagar	27/1/14	91	67

Deciding the menu

Deciding body	Category		Total
	PS	UPS	
Organization which has Centralized kitchen	2 50.0%	3 75.0%	5 62.5%
By the Head Master	1 25.0%	0 .0%	1 12.5%
By NGO	1 25.0%	1 25.0%	2 25.0%
Total	4 100.0%	4 100.0%	8 100.0%

The monitoring team has found that in 50.0% of the Primary Schools and 75.0% Upper Primary Schools the organization which had centralized kitchen decided the

menu, whereas in 25.0% Primary Schools it was decided by HM, at 25.0% of the Primary Schools and Upper Primary Schools it was decided by the NGOs.

Display of menu on boards

The monitoring team has observed that in 75.0% of the Primary Schools and Upper Primary Schools, the menu was displayed at noticeable place, on a board.

Mode of food transport to school

Mode of transport	Category		Total
	PS	UPS	
Van	0 0.0%	1 25.0%	1 12.5%
Auto	2 50.0%	1 25.0%	3 37.5%
Cycle rickshaw	2 50.0%	2 50.0%	4 50.0%
Total	4 100.0%	4 100.0%	8 100.0%

Regarding the transporting of food from the centralized kitchen to the school point, the MI found that in 25.0% Upper Primary Schools the food was transported from centralized kitchen to school point in a van, in 50.0% Primary Schools and in 25.0% Upper Primary Schools, the food was transported in auto, and in each 50.0% of Primary Schools and Upper Primary Schools, it was transported in cycle rickshaw.

Receiving the food at schools

Receiving the food at schools	Category		Total
	PS	UPS	
Head Master	1 25.0%	2 50.0%	3 37.5%
Teachers	1 25.0%	2 50.0%	3 37.5%
Others	2 50.0%	0 .0%	2 25.0%
Total	4 100.0%	4 100.0%	8 100.0%

It was observed by the MI that at 25.0% of the Primary Schools, HMs receive the food brought to school from the Centralized kitchen, at 25.0% Primary Schools and 50.0% of the Upper Primary Schools the food was received by teachers and at 50.0%

of the Primary Schools it was received by others assigned the duty to receive food from centralized kitchen.

Placing the indent of food at schools

Table 4.13: Placing the indent of food at schools			
Placing the indent of food at schools	Category		Total
	PS	UPS	
Based on the current day's attendance indent for the next day	3 75.0%	4 100.0%	7 87.5%
Others	1 25.0%	0 .0%	1 12.5%
Total	4 100.0%	4 100.0%	8 100.0%

It was observed by the monitoring team that in 75.0% of the Primary Schools and 100.0% of the Upper Primary Schools the indent of food was based on the current day's attendance.

Packing of food to be carried/ transported to the school

Table 4.14: Packing of food to be carried/transported to the school			
Packing	Category		Total
	PS	UPS	
In metal containers	1 25.0%	1 25.0%	2 25.0%
Others	3 75.0%	3 75.0%	6 75.0%
Total	4 100.0%	4 100.0%	8 100.0%

Regarding the packing of food transported to school, the MI observed that in 25.0% of the Primary Schools and Upper Primary Schools the food was transported in metal containers to the school and in other 75.0% Primary and Upper Primary Schools it was brought in other containers.

Excess food disposal

Excess food disposal	Category		Total
	PS	UPS	
Distribute among the workers	1 25.0%	0 .0%	1 12.5%
Distribute to orphanages	1 25.0%	0 .0%	1 12.5%
Thrown the dust-bin	1 25.0%	1 25.0%	2 25.0%
Others (Feed to cow)	1 25.0%	3 75.0%	4 50.0%
Total	4 100.0%	4 100.0%	8 100.0%

Regarding the disposal of excess food the MI observed that at 25.0% it was distributed among workers, and in other 25.0% it was distributed in orphanages, in 25.0% of the Primary Schools and Upper Primary Schools it was thrown away, and in 25.0% Primary Schools and 75.0% Upper Primary Schools it was fed to the cows.

Encouraging children to wash hands before and after eating

Response	Category		Total
	PS	UPS	
Yes	3 75.0%	3 75.0%	6 75.0%
No	1 25.0%	1 25.0%	2 25.0%
Total	4 100.0%	4 100.0%	8 100.0%

It was observed by the monitoring team that in 75.0% of the Primary Schools and Upper Primary Schools the children were encouraged to wash hands before and after eating.

Children taking meals in orderly manner

Response	Category		Total
	PS	UPS	
Yes	4	3	7
	100.0%	75.0%	87.5%
No	0	1	1
	.0%	25.0%	12.5%
Total	4	4	8
	100.0%	100.0%	100.0%

Regarding children taking meals in an orderly manner the MI found that in 100.0% of the Primary Schools and 75.0% of the Upper Primary Schools the children were taking meals in orderly manner.

Children conserving water while washing hands and utensils

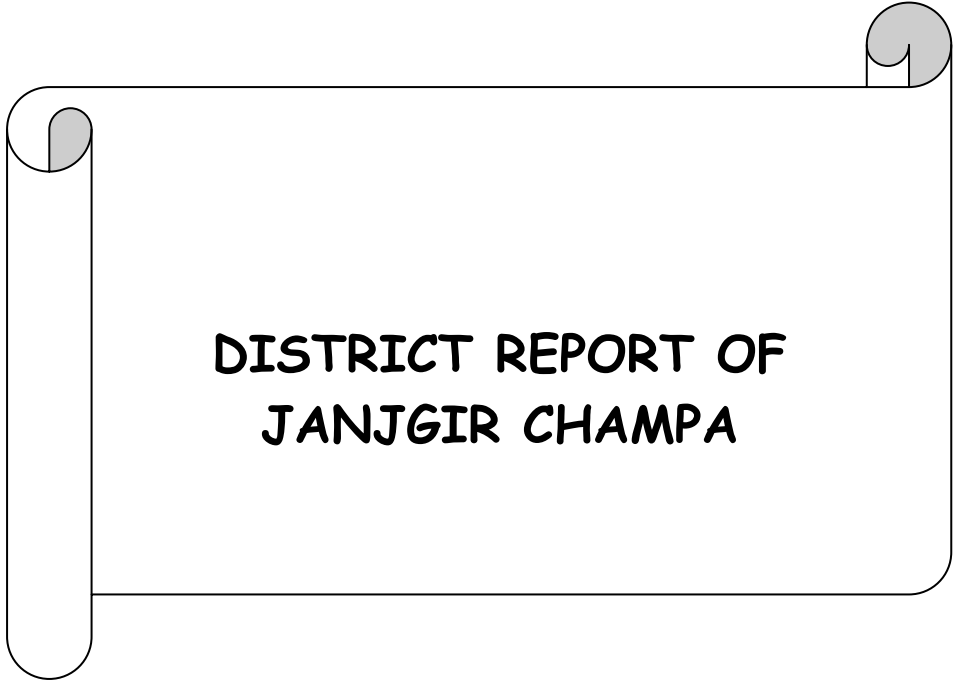
Table 4.18: Children conserving water while washing hands and utensils			
Response	Category		Total
	PS	UPS	
Yes	2	2	4
	50.0%	50.0%	50.0%
No	2	2	4
	50.0%	50.0%	50.0%
Total	4	4	8
	100.0%	100.0%	100.0%

In 50.0% of the Primary Schools and Upper Primary Schools, the MI observed that children conserved water while washing hands and utensils.

Overall implementation of MDM programme

Table 4.19: Overall implementation of MDM programme			
Response	Category		Total
	PS	UPS	
Satisfactory	0	1	1
	.0%	33.3%	16.7%
Good	1	0	1
	33.3%	.0%	16.7%
Very Good	2	2	4
	66.7%	66.7%	66.7%

Regarding the overall implementation of the MDM program the MI observed that it was satisfactory in 33.3% of the Upper Primary Schools, good in 33.3% of the Primary Schools and very good in 66.7% of the Primary Schools and Upper Primary Schools.



**DISTRICT REPORT OF
JANJGIR CHAMPA**

5. District Level half yearly Monitoring Report

District: Janjgir Champa

1. REGULARITY IN SERVING MEAL:

Whether the school is serving hot cooked meal daily? If there was interruption, what was the extent and reasons for the same?

The monitoring of Mid-Day Meal scheme was carried out by National Institute of Rural Development, Hyderabad at Janjgir Champa District of Chhattisgarh. In all, 40 schools were monitored. They include both urban and rural schools, with 26 Upper Primary schools and 16 Primary schools.

Figure 5.1: Sample school distribution

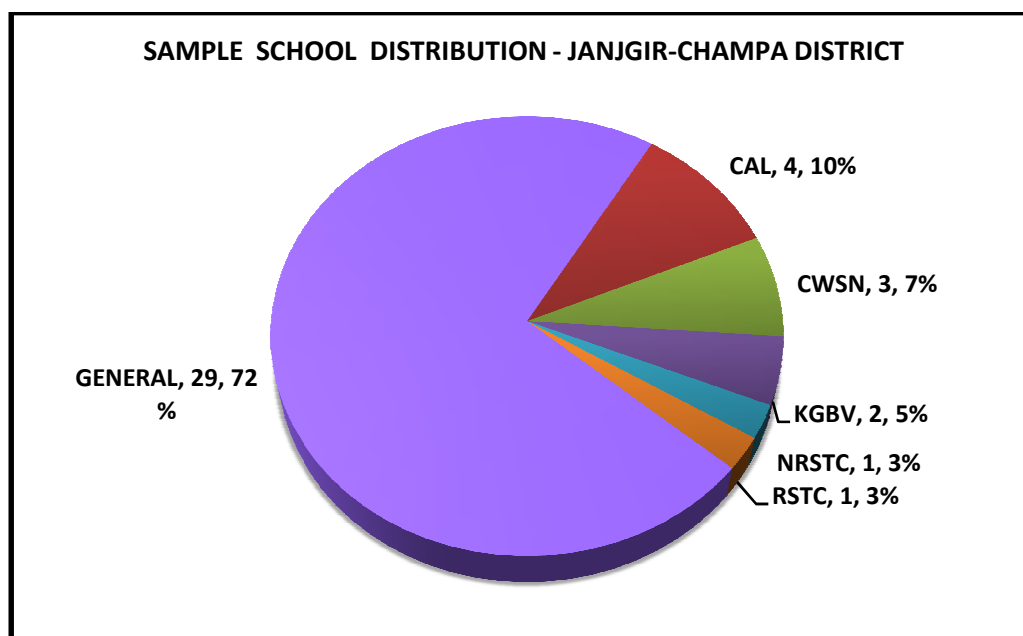


Figure 5.1 shows the sample school distribution consists of 29 (72%) General Schools, 4 (10%) CAL Schools, 3 (7%) CWSN Schools, 5% 2 (KGBVs), 1 (3%) NRSTCs, and 1 (3%) RSTCs.

Table 5.1: Regularity in serving hot cooked meal			
Response	Category		Total
	Rural	Urban	
PS			
Yes	14	2	16
	100.0%	100.0%	100.0%
Total	14	2	16
	100.0%	100.0%	100.0%
UPS			
Yes	20	6	26
	100.0%	100.0%	100.0%
Total	20	6	26
	100.0%	100.0%	100.0%

It is observed by the monitoring team that in all 100.0% of the sample Primary and Upper Primary Schools the hot cooked food is being served on a regular basis. There is no interruption in mid-day-meal serving.



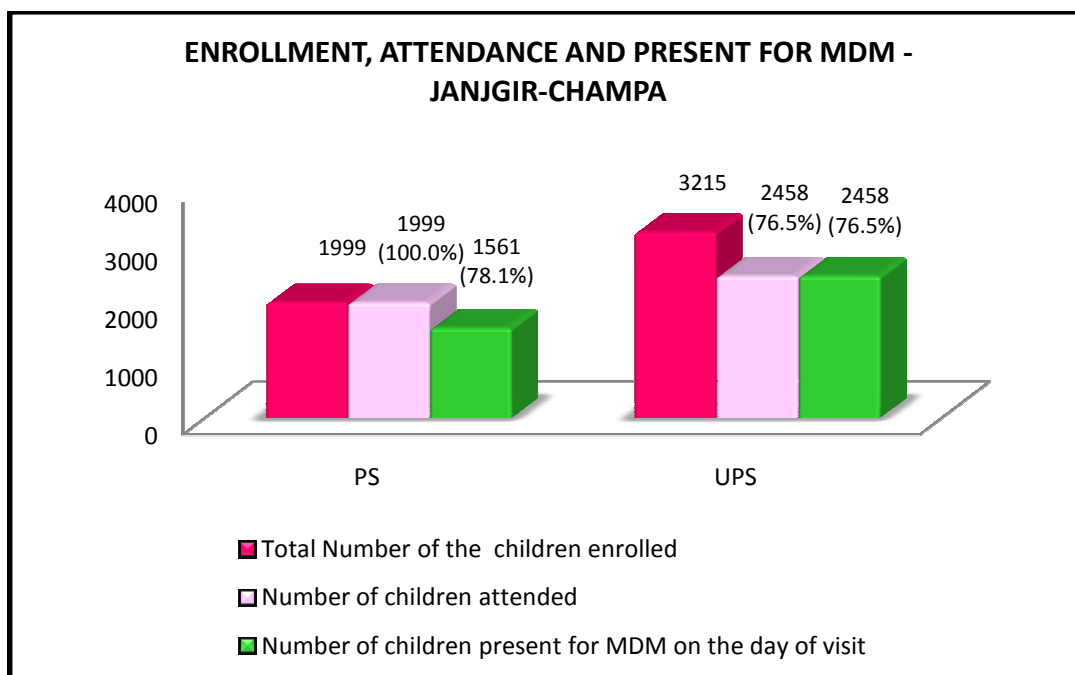
Children Availing MDM

2. TRENDS:

Extent of variation (As per school records vis-à-vis actual on the day of visit)

In Primary Schools it is observed that out of 1999 student enrollment as per the schools registers 1999 students were availing the Mid Day Meal. Whereas on the day of MI visit 1561 (78.1%) children have availed the MDM. In case of Upper Primary Schools the enrollment was 3215 and the schools registers data reveals 2458 (76.5%) on the day of MI visit also same number of children have availed the Mid Day Meal

Figure 5.2: Enrollment, Attendance and No. of children present on day of MI visit



The figure above shows that on the day of MI visit, 78.1% children from Primary schools and 76.5% children from Upper Primary Schools were availing MDM in all the sample schools.

3. REGULARITY IN DELIVERING FOOD GRAINS TO SCHOOL LEVEL:

- (i) **Is school receiving food grain regularly? If there is delay in delivering food grains, what is the extent of delay and reasons for the same?**
- (ii) **Is buffer stock of one-month's requirement is maintained?**
- (iii) **Is the food grains delivered at the school?**

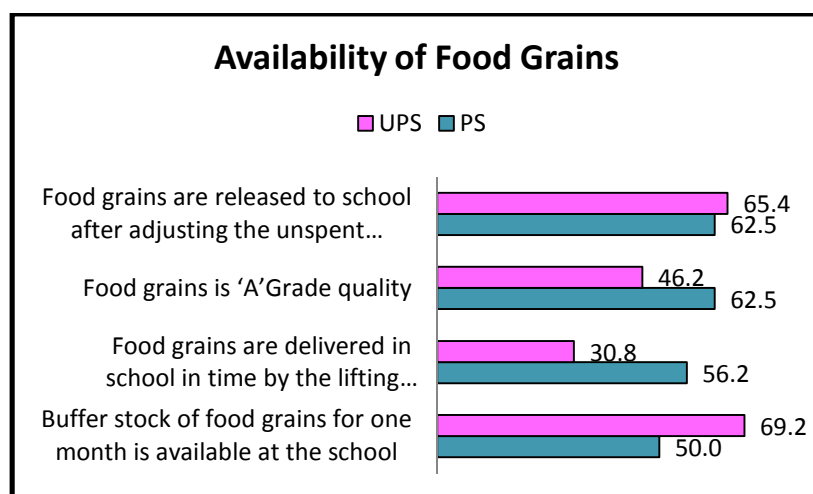
It is observed that in 9 Primary Schools and 8 Upper Primary Schools the delivery of food grains was regular whereas, in 25 schools the delivery of the food grains were not regular.

The monitoring team has found that in 50.0% the Primary Schools and 69.2% of the Upper Primary Schools buffer stock was kept.

Schools where one month stock of buffer was not available are PS Khairtal, MS Mahenda, MS Amora, PS Nandeli, PS Dait, MS Janjgir, PS Bhojpur, MS Lakhuri, and PS Sonadi.

Table 5.2: Delivery of food grains in sample schools					
Category			Location		Total
			Rural	Urban	
PS	Whether food grains are delivered in school in time by the lifting agency?	Yes	8	1	9
			57.1%	50.0%	56.2%
		No	6	1	7
			42.9%	50.0%	43.8%
	Total		14	2	16
		100.0%	100.0%	100.0%	
UPS	Whether food grains are delivered in school in time by the lifting agency?	Yes	6	2	8
			30.0%	33.3%	30.8%
		No	14	4	18
			70.0%	66.7%	69.2%
	Total		20	6	26
		100.0%	100.0%	100.0%	

Figure 5.3: Availability of food grains



Regarding the storage of buffer stock, the monitoring team has found that in 12.5% Primary Schools, the buffer stock was stored in Classrooms, in 6.2% Primary Schools it was kept in HM's room, and in 31.2% Primary Schools it was kept in SMC President's house.

In Upper Primary Schools, the monitoring team has found that buffer stock was stored in schools stored in 42.3% Upper Primary Schools in classrooms, in 11.5% Upper

Primary Schools in SMC President’s house and in 26.9% Upper Primary Schools at other places.

The quality of the food grain: It is compulsory for the schools to provide good quality food to the students. The monitoring team has observed that of the 62.5% Primary Schools and 46.2% of the Upper Primary schools serve ‘A’ grade quality grains.

In 62.5% of the Primary Schools and 65.4% of the Upper Primary schools, the food grains are released to schools after adjusting the unspent balance of the previous month.

List of schools which do not get ‘A’ grade quality grains are MS Pondi, PS Khairtal, MS Amora, PS Udeyband, MS Udeyband, PS Bhilai, PS Nandeli, PS Dait, MS Naila, MS Sadar, and MS Janjgir.

Schools where food grains are not delivered in time are MS Budena, MS Thushama, PS Khairtal, PS Udeyband, MS Udeyband, MS Thushar, PS Thushar, PS Dait, MS Naila, MS Barpali, MS Sonadi, PS Lakhuri, MS Lakhuri and MS Mahenda.

4. REGULARITY IN DELIVERING COOKING COST TO SCHOOL

LEVEL:

- (i) **Is school receiving cooking cost in advance regularly? If there is delay in delivering cooking cost what is the extent of delay and reasons for it?**
- (ii) **In case of delay, how schools manage to ensure that there is no disruption in the feeding programme?**
- (iii) **Is cooking cost paid by Cash or through banking channel?**

Category	Receiving of cooking cost	Location		Total
		Rural	Urban	
PS	Yes	3	1	4
		21.4%	50.0%	25.0%
	No	11	1	12
		78.6%	50.0%	75.0%
Total	14	2	16	
	100.0%	100.0%	100.0%	
UPS	Yes	2	3	5
		10.0%	50.0%	19.2%
	No	18	3	21
		90.0%	50.0%	80.8%
Total	20	6	26	
	100.0%	100.0%	100.0%	

The monitoring team has found that in 4 (25.0%) of the Primary Schools and in 5 (19.2%) Upper Primary Schools the cooking agency have received cooking cost in advance regularly.

Whereas in 12 (75.1%) Primary Schools and 21 (80.8%) Upper Primary Schools it is reported that the delivery of cooking cost is delayed. The list of schools where it is delayed are: PS Budena; MS Budena; PS Chourabhanta; MS Pondi; MS Thushama; PS Khairthal; MS Amora; MS Dorla; PS Khurda; MS Uchibhatti; MS Charpara; MS Kulipot; PS Udyaband; MS Udyaband; MS (Girls) Balauda; PS Bhilai; PS Nandeli; MS Kotethara; MS Darabanta; PS Darabanta; PS Thushar; PS Amlidhi; MS Beladula; MS Tatori; MS Janjgir; MS Champa; PS Bhojpur; MS Barpali; MS Sonaidi; MS Muktharaja; PS, Sonaidi; MS Lakhuri and MS, Hardi.

There are times when there is non-receipt of cooking cost. The cooking agencies are arranging the finance on their own for MDM.

In all the sample schools it is noticed that the payment of cooking cost is through e-transfer. In this district it is observed that the delay of cooking cost is for 2 to 3 months.

5. SOCIAL EQUITY:

Did you observe any gender or caste or community discrimination in cooking or serving or seating arrangements?

It is observed by the monitoring team that there is no disparity towards students while serving of MDM. The monitoring team observed that in all Primary as well as Upper Primary Schools, there is no disparity or ill-treatment towards children while food was being served. The students were asked to sit in the verandah or classrooms, in rows, while they had their lunch.

6. VARIETY OF MENU:

Has the school displayed its weekly menu, and is it able to adhere to the menu displayed?

As per the norms the schools have to display the menu boards in noticeable places of the school premise and follow the same daily. It was noticed by the MI that majority of the Primary Schools and Upper Primary Schools did not display the menu board at a noticeable place in the schools.

Regarding the menu being followed uniformly, the monitoring team has found that in 8 (50.0%) Primary Schools and 15 (57.7%) Upper Primary Schools, the menu is being followed uniformly.

Whereas, in 8 (50%) Primary schools and 11 (42.3%) Upper Primary Schools it is noticed that menu is not followed; there is a deviation.

Category	Yes/No	Location		Total
		Rural	Urban	
Primary School	Yes	8	0	8
		57.1%	.0%	50.0%
	No	6	2	8
		42.9%	100.0%	50.0%
Total	14	2	16	
	100.0%	100.0%	100.0%	
Upper Primary School	Yes	13	2	15
		65.0%	33.3%	57.7%
	No	7	4	11
		35.0%	66.7%	42.3%
Total	20	6	26	
	100.0%	100.0%	100.0%	



Menu board

- (i) Is there variety in the food served or is the same food served daily?
- (ii) Does the daily menu include rice / wheat preparation, dal and vegetables?

In majority of the Primary Schools and Upper Primary Schools visited by MI in Janjgir Champa district, it is observed that variety of the food is being served.

In most of the schools the menu includes rice, dal and papad etc., and vegetables are served occasionally. In a few schools, rice, dal and vegetable curry is part of the daily menu.

7. QUALITY & QUANTITY OF MEAL:

Feedback from children on

- a) **Quality of meal:**
- b) **Quantity of meal:**
- c) **{If children were not happy Please give reasons and suggestions to improve.}**

The Monitoring institute has observed and taken feedback of children on quantity of mid-day-meal in the sample schools. In 8 (50%) each primary schools the children reported that the quantity of meal is satisfactory. Whereas in 20% of upper Primary Schools the children reported that the quantity of meal is satisfactory on the whole, it can be said that the children are satisfied with the quantity of meal served in the MDM. As far as quality of the food is concerned in 12 Primary Schools and 6 Upper Primary Schools children reported that the quality of the food is good.

Category		Location		Total
		Rural	Urban	
Primary School	Satisfactory	7	1	8
		50%	50.0%	50%
	Good	7	1	8
		50.0%	50.0%	50.0%
Total	14	2	16	
	100.0%	100.0%	100.0%	
Upper Primary School	Poor	1	3	1
		5.0%	50.0%	3.8%
	Satisfactory	17	3	20
		20.0%	50.0%	77%
	Good	2	0	2
		10.0%	.0%	7.7%
Total	20	6	26	
	100.0%	100.0%	100.0%	

8. SUPPLEMENTARY:

- (i) Whether children are given micronutrients (Iron, folic acid, vitamin – A dosage) and de-worming medicine periodically?
- (ii) Who administers these medicines and at what frequency?
- (iii) Is there school Health Card maintained for each child?

Category	Response	Location		Total
		Rural	Urban	
PS	Yes	3	1	4
		21.4%	50.0%	25.0%
	No	11	1	12
		78.6%	50.0%	75.0%
Total	14	2	16	
	100.0%	100.0%	100.0%	
UPS	Yes	8	3	11
		40.0%	50.0%	42.3%
	No	12	3	15
		60.0%	50.0%	57.7%
Total	20	6	26	
	100.0%	100.0%	100.0%	

It has been noticed by the monitoring team that in 4 (25.0%) of the Primary Schools and in 11 (42.3%) Upper Primary Schools, children were given micro nutrients like folic acid, iron and vitamin A. It was seen that such extra nutritional diets were given once a week to all students, mostly on a Tuesday. Teachers and Head Masters are involved in distribution of the micronutrients.

List of schools where micro-nutrients are not given includes PS Budena, MS Budena, MS Pondi, MS Mahenda, PS Udeyband, MS Janjgir, MS Champa, MS Lakhuri, PS Lakhuri, PS Sonadi and PS Nandeli. It is also observed that the school Health card is not maintained for children in any of the sample schools visited by MI.

9. STATUS OF COOKS:

- (i) Who cooks and serves the meal? (Cook/helper appointed by the Department or Self Help Group, or NGO or Contractor)**
- (ii) Is the number of cooks and helpers adequate to meet the requirement of the school?**
- (iii) What is remuneration paid to cooks/helpers?**
- (iv) Are the remuneration paid to cooks/helpers regularly?**
- (v) Social Composition of cooks /helpers? (SC/ST/OBE/Minority)**

The meal is cooked by the cooks and helpers of Self-Help Groups. It is observed that the number of cooks and helpers are adequate in number and meet the demand.



Cooking in kitchen shed

Regarding the payment given to cook-cum-helpers, it is noticed that in all Primary Schools and Upper Primary Schools, the cooks were given Rs. 1200 each per month. In some schools the payments of remuneration to cook-cum-helpers is not regular. List of schools where cook cum helpers are not paid regularly are PS Budena, MS Budena, MS Pondi, PS Khairtal, MS Amora, PS Amora, PS Bhilai, PS Nandeli, MS Kulipot, PS Kulipot, MS Champa, MS Janjgir, PS Amlidih, PS Sonadi, PS Lakhuri, and PS Bhojpur. The social composition of the cook-cum-helpers indicated that majority are from OBC followed by scheduled caste and schedule tribe communities.

10. INFRASTRUCTURE:

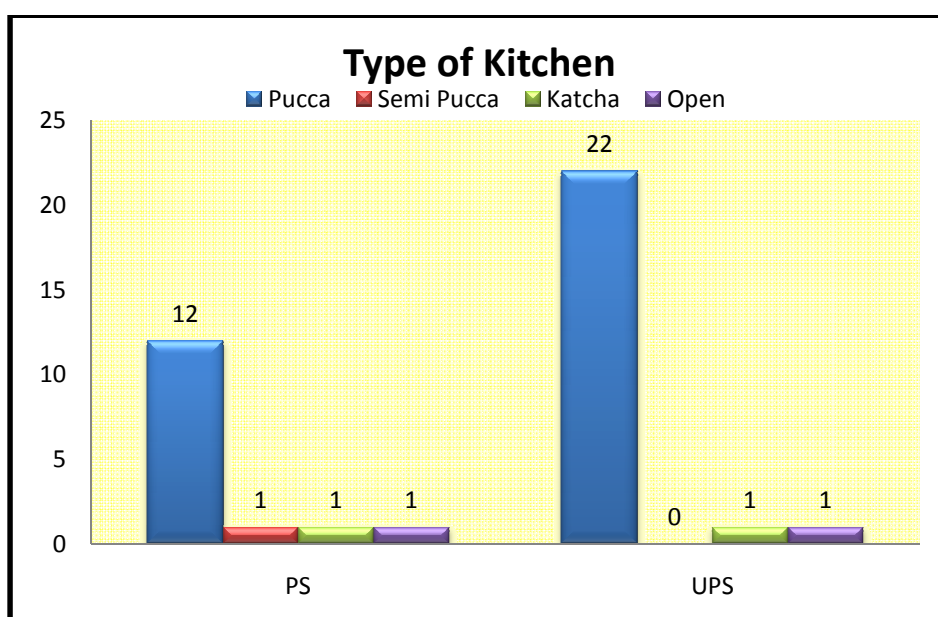
Is a pucca kitchen shed-cum-store:

- (a) Constructed and in use
- (b) Constructed but not in use under
- (c) Under construction
- (d) Sanctioned, but constructed not started
- (e) Not sanctioned
- (f) Any other (specify)

Category	Response	Rural	Urban	Total
Primary School	Constructed and in use	11	2	13
		78.6%	100.0%	81.2%
	Constructed but not in use	3	0	3
		21.4%	.0%	18.7%
Total	14	2	16	
	100.0%	100.0%	100.0%	
Upper Primary School	Constructed and in use	14	6	20
		70.0%	100.0%	76.9%
	Constructed but not in use	2	0	2
		10%	.0%	7.4%
	Under construction	2	0	2
		10.0%	.0%	7.7%
	Sanctioned, but construction not started	2	0	2
10.0%		.0%	7.7%	
Total	20	6	26	
	100.0%	100.0%	100.0%	

The Monitoring Institute has found that in majority of the sample schools 13 (81.2%) primary schools and 20 (76.9%) Upper Primary Schools the kitchen sheds are constructed and are in use. Whereas in 3 (18.7%) Primary Schools and 2 (7.4%) Upper Primary Schools the kitchen sheds are constructed but not in use.

Figure 5.4: Type of Kitchen



11. In case the pucca kitchen shed is not available, where is the food being cooked and where the food grains /other ingredients are being stored?

It was observed by the monitoring team that in sample Primary Schools, (6.2%) the cooking is being done in open space, followed by in 3.8% Upper Primary Schools also, cooking is being done in open space and in remaining schools the cooking is done in verandah and other places. In case the pucca kitchen shed is not available the food grains are stored in classrooms.

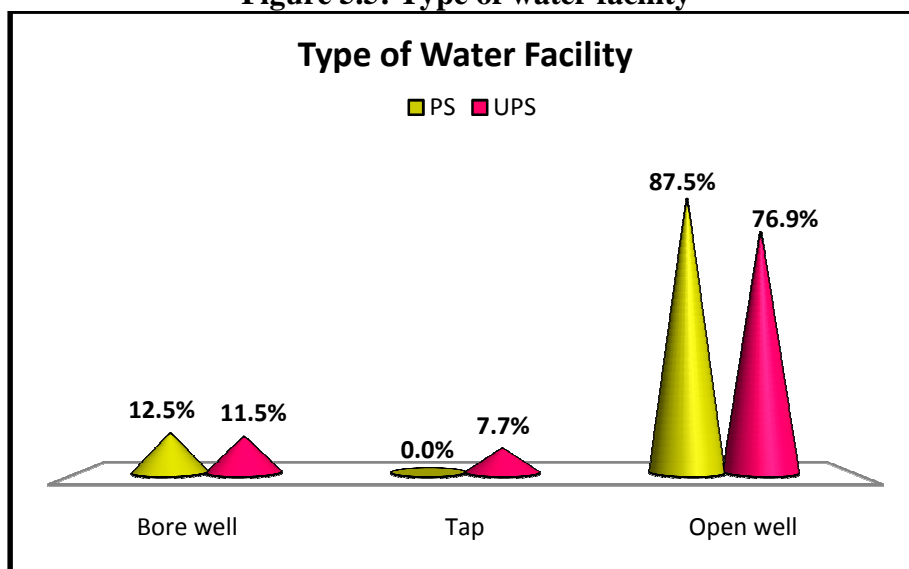
12. Whether potable water is available for cooking and drinking purpose?

Category	Type of facility	Rural	Urban	Total
Primary School	Bore well	2	0	2
		14.3%	.0%	12.5%
	Others (please specify)	12	2	14
		85.7%	100.0%	87.5%
Total	14	2	16	
	100.0%	100.0%	100.0%	
Upper Primary School	Bore well	1	2	3
		5.0%	33.3%	11.5%
	Tap	3	0	3
		15.0%	.0%	11.1%
	Others	16	4	20
		80.0%	66.7%	76.9%
Total	20	6	26	
	100.0%	100.0%	100.0%	

It is mandatory for all schools to provide drinking water to all students and the MDM should also be cooked using clean drinking water. In respect of facilities available for potable water for cooking and drinking purpose, it is noticed that 12.5% Primary Schools the water facility is bore well water and in 87.5% schools the water source is sometimes outside wells, tap water etc. In Upper Primary Schools, it was noticed that 11.5% schools use bore well water followed by 7.5% sample schools the tap water is the major water source.

In UPS it was noticed that 11.5% Upper Primary Schools used bore well water, 7.7% Upper Primary Schools used tap water and rest 76.9% Upper Primary Schools used water from other sources.

Figure 5.5: Type of water facility



13. Whether utensils used for cooking food are adequate?

Among the 40 schools of visited by the MI in Janjgir Champa district, it is observed that except for three schools namely MS Janjgir, MS Champa and MS Thushama, all schools have adequate cooking vessels for cooking the MDM.

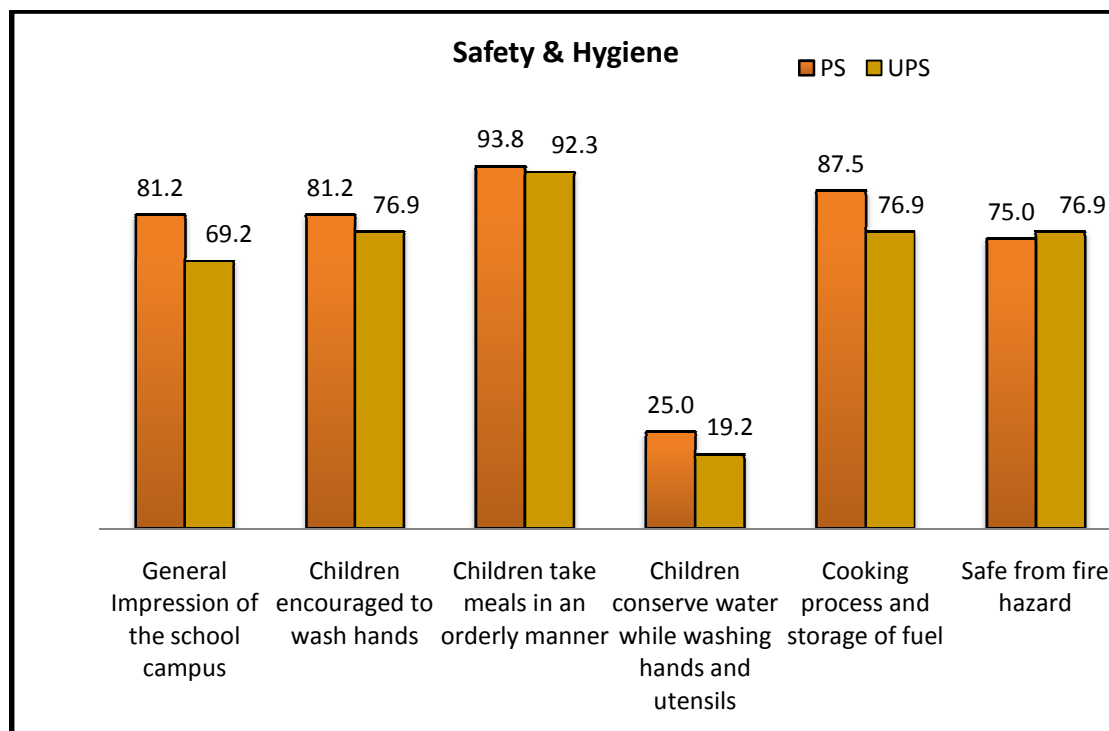
14. What is the kind of fuel used? (Gas based/firewood etc.)

It is observed that in majority of the upper primary schools (96.2%) and primary schools, the fuel used for cooking the mid-day-meal is firewood. Only in few schools it is observed that the cow dung is the fuel for cooking the MDM, eg., Middle School Sonadi.

15. SAFETY & HYGIENE:

- i. General Impression of the environment, Safety and hygiene:
- ii. Are children encouraged to wash hands before and after eating
- iii. Do the children par take meals in an orderly manner?
- iv. Conservation of water?
- v. Is the cooking process and storage of fuel safe, not posing any fire hazard?

Figure 5.6: Safety and Hygiene



Regarding the safety and hygiene of the school campuses, the monitoring team has observed that 81.2% of the Primary Schools and 69.2% of the Upper Primary Schools also gave an impression of cleanliness being maintained on the campus.

The Schools which are not having clean campuses are PS Budena, MS Pondi, MS Amora, PS Amora, MS Udeyaband, PS Nandeli, MS Naila, MS Sadar, and MS Lakhuri.

In majority of the sample schools the teachers are encouraging children to wash hands before and after the meals. MI has seen in 81.2% of the Primary Schools children were encouraged to wash hands before and after taking food.

It is the duty of the schools to serve hot cooked meal to the students and the latter to receive it in an orderly manner. Teachers are deputed to see that children sit in proper rows, preferably on jute mats, after washing hands. The monitoring institute found

that in 93.8% Primary Schools as well as 92.3% Upper Primary Schools, the children took food in an orderly manner.

In 25.0% of the Primary Schools and 19.2% of the Upper Primary Schools, the children are conserving the water while washing hands and utensils.

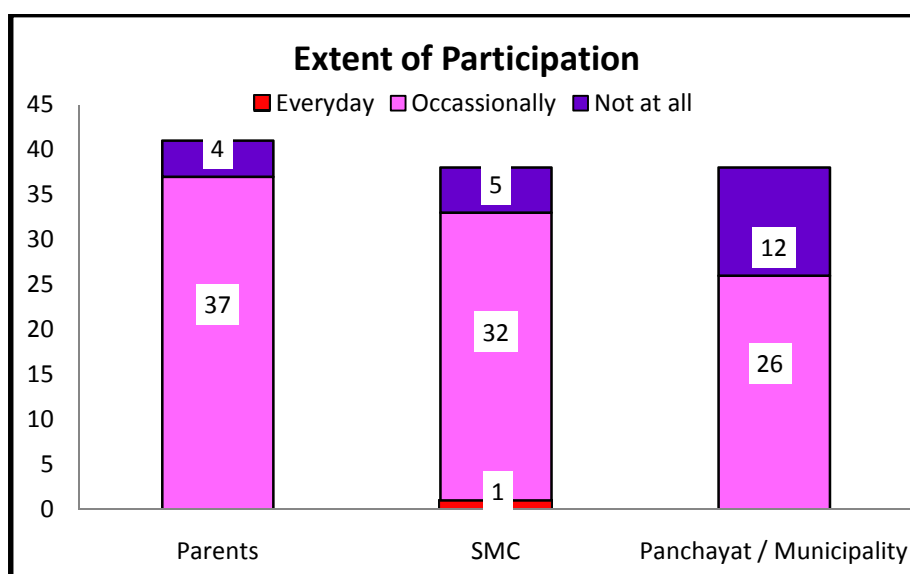
In 87.5% of the Primary Schools and 76.9% of the Upper Primary Schools, the monitoring team found that cooking process and storage of fuel was safe.

16. COMMUNITY PARTICIPATION:

Extent of participation by Parents/SMCs/Panchayats/Urban bodies in daily supervision, monitoring, participation

It is generally observed that community participation is an integral part of development of schools. The monitoring team observed that there is participation of parents, SMC members, Panchayats and urban bodies in school activities. It is noticed that in majority of the sample schools, the SMC members and parents are participating in the school activities occasionally. The details are provided in Figure 5.7.

Figure 5.7: Extent of participation

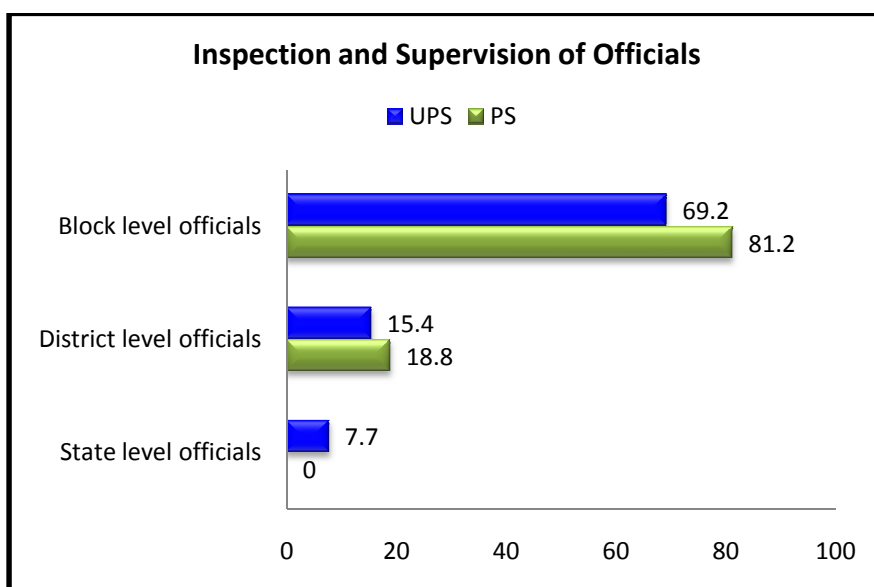


17. INSPECTION & SUPERVISION

Has the mid day meal programme been inspected by any state/district/block level officers/officials?

It was observed by the monitoring team that inspections of schools had mostly been done by the Block level officials, followed by District level official and State level officials.

Figure 5.8: Inspection and Supervision by Officials

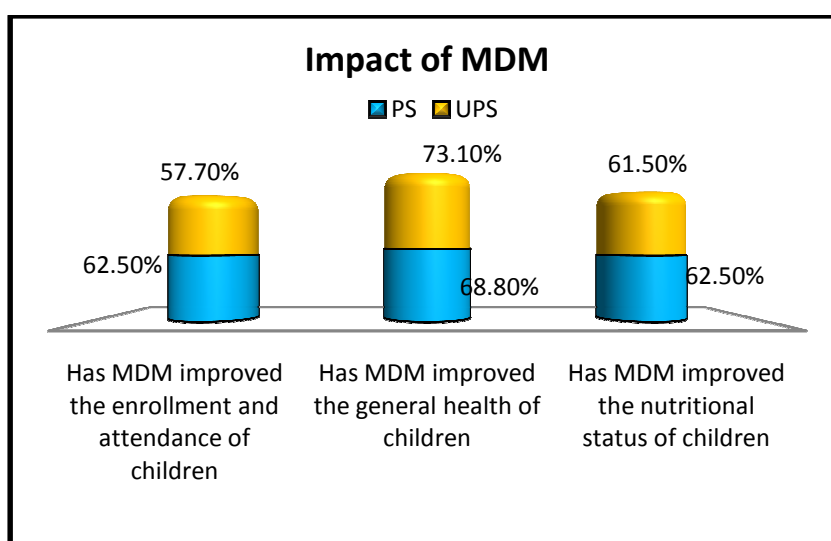


It is observed that in 69.3% Primary Schools and 81.2% Upper Primary Schools the Block level officials are visiting the schools for MDM. However, visits are not contributing much to the improvement of MDM.

18. IMPACT

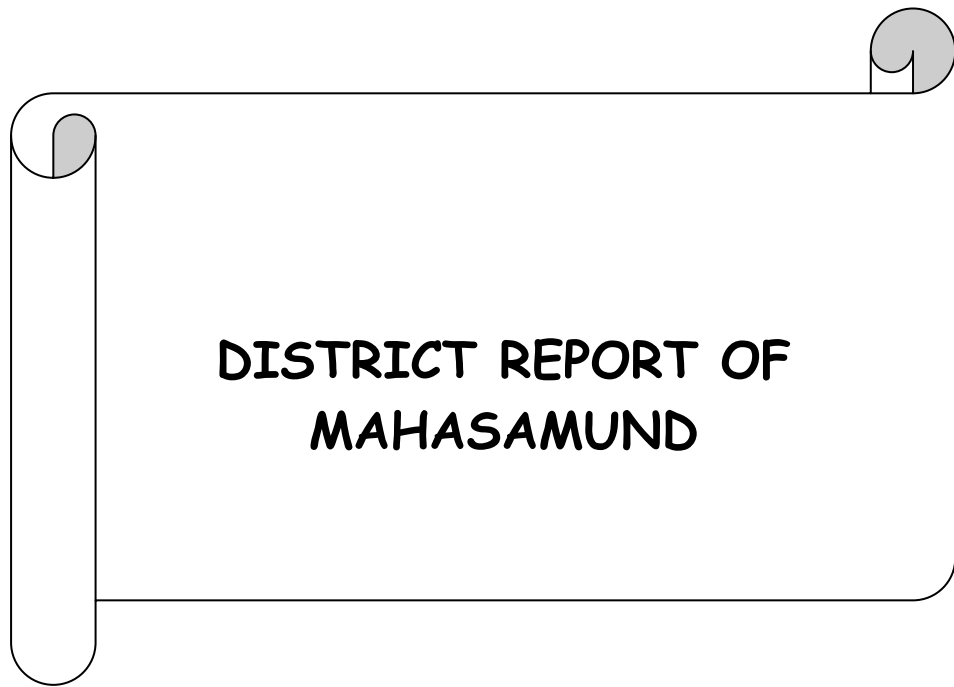
Has the mid day meal improved the enrollment, attendance of children in school, general well being (nutritional status) of children? Are there any other incidental benefits due to serving cooked meal in schools?

Figure 5.9: Impact of MDM



The monitoring observed the impact of MDM scheme on the enrollment and attendance of children. It is noticed that in 62.5% Primary Schools and 57.7% Upper

Primary Schools the MDM is influencing the enrollment and attendance, followed by 68.80% Primary Schools and 73.2% Upper Primary Schools the MDM is contributing to the general health of the children. On the whole it can be concluded that MDM has some influence on children attendance and general health.



6. District Level half yearly Monitoring Report

District: Mahasamund

1. REGULARITY IN SERVING MEAL:

Whether the school is serving hot cooked meal daily? If there was interruption, what was the extent and reasons for the same?

The monitoring of Mid-Day Meal scheme was carried out by a team from National Institute of Rural Development, Hyderabad in Mahasamund District of Chhattisgarh. Among 40 sampled schools that were monitored there are 14 Upper Primary schools and 26 Primary schools.

Figure 6.1: Sample school distribution

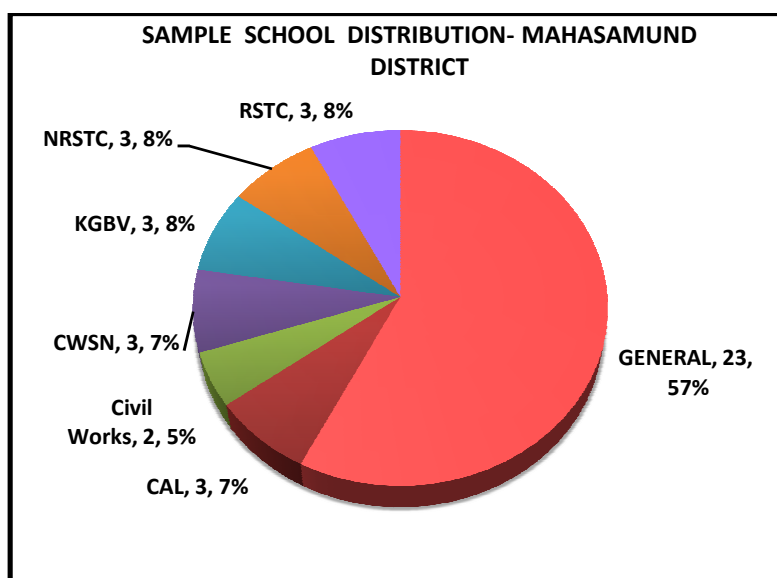


Figure 6.1 shows the sample school distribution 57% General schools, 7% CAL schools, 5% Civil Works, 7% CWSN, 8% KGBVs, 8% NRSTCs, and 8% RSTCs.

Regularity in serving hot cooked meal	Category		Total
	Rural	Urban	
Yes	17	7	24
	94.4%	87.5%	92.3%
No	1	1	2
	5.6%	12.5%	7.7%
Total	18	8	26
	100.0%	100.0%	100.0%

It was observed by the monitoring team that in 92.3% of the Primary Schools the hot cooked meal is served on a regular basis to children without any interruption. In two Primary Schools, it is noticed that hot cooked meal was not served.

Regularity in serving hot cooked meal	Category		Total
	Rural	Urban	
Yes	10	3	13
	90.9%	100.0%	92.9%
No	1	0	1
	9.1%	.0%	7.1%
Total	11	3	14
	100.0%	100.0%	100.0%

In case of 13 (92.9%) out of 14 Upper Primary Schools it is noticed that hot cooked meal was served to all children. In one Upper Primary School the served food was not hot. On the whole, in majority of the sample schools the hot cooked meal was served to all children daily without any interruption.



Serving of Meal in sample school

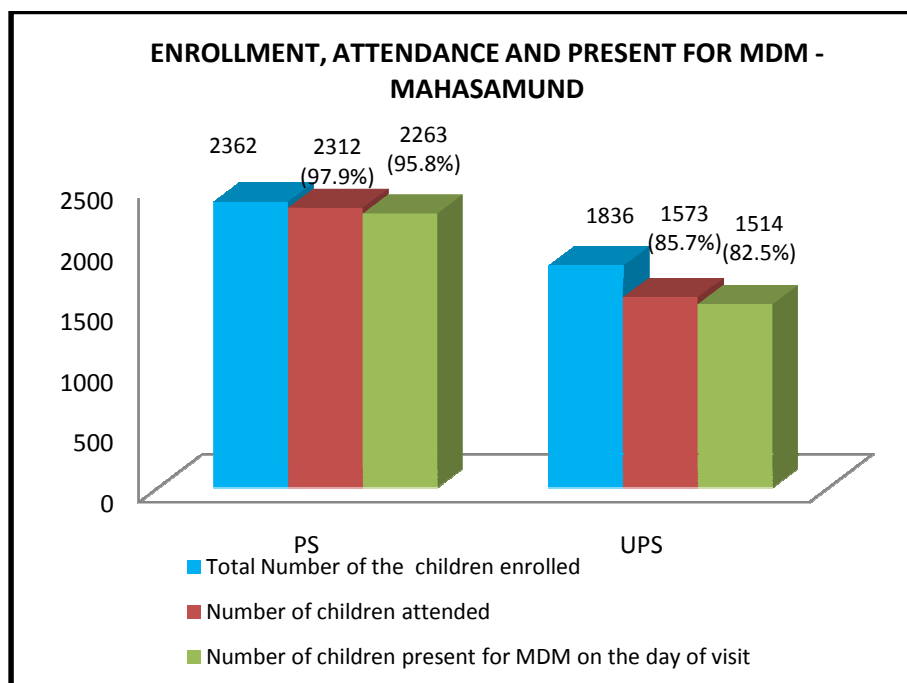
2. TRENDS:

Extent of variation (As per school records vis-à-vis Actual on the day of visit)

The MI observed that in the sample schools visited, there were 2362 students enrolled in Primary Schools, 2312 (97.9%) number of children availing MDM according to school registers and 2263 (95.8%) children taking MDM on the day of MI visit. In case of Upper Primary Schools 1836 were enrollment and as per the schools registers

1573 children are taking MDM. Whereas on the day of MI visit, 1514 (82.5%) children are availing the Mid Day Meal.

Figure 6.2: Enrollment, Attendance and Children present on day of MI visit



The graph shows that on the day of MI visit, 95.8% children in Primary Schools and 82.5% children in Upper Primary Schools are availing MDM.

3. REGULARITY IN DELIVERING FOOD GRAINS TO SCHOOL LEVEL:

- (i) Is school receiving food grain regularly? If there is delay in delivering food grains, what is the extent of delay and reasons for the same?
- (ii) Is buffer stock of one-month's requirement is maintained?
- (iii) Is the food grains delivered at the school?

Place of storage of food grain (Buffer stock)	Category		Total
	Rural	Urban	
Classroom	12	2	14
	66.7%	25.0%	53.8%
HM's room	2	1	3
	11.1%	12.5%	11.5%
SMC president's house	1	0	1
	5.6%	.0%	3.8%
Others (please specify)	3	5	8
	16.7%	62.5%	30.8%
Total	18	8	26
	100.0%	100.0%	100.0%

It is noticed by the MI team that in 46.2% Primary Schools and 50.0% Upper Primary Schools, food grains are delivered regularly.



Buffer stock in sample school

Regarding the storage of buffer stock, the monitoring team found that in Primary Schools, 14 (53.8%) schools stored the buffer stock in classrooms, 3 (11.5%) stored the buffer stock in Head Master's Room, and 1 (3.8%) stored in SMC president's house. Other places that some buffer stock had been stored were cook's house, old school building, SHG office, and school store room.

Place of storage of food grain (Buffer stock)	Category		Total
	Rural	Urban	
Classroom	5	2	7
	45.5%	66.7%	50%
HM's room	2	0	2
	18.2%	.0%	14.3%
Parent's house	1	0	1
	9.1%	.0%	7.1%
SMC president's house	0	1	1
	.0%	33.3%	7.1%
Others (please specify)	3	0	3
	27.3%	.0%	21.4%
Total	11	3	14
	100.0%	100.0%	100.0%

In Upper Primary Schools, the monitoring team found that buffer stock was stored in 6 (42.9%) schools in classrooms, 2 (14.3%) schools stored in Head Master's Room, 1 (7.1%) stored in SMC president's house and 7.1% school stored the buffer stock in parents' house.

The quality of the food grain: It is compulsory for the schools to provide good quality food to the students. Regarding this, the monitoring team observed that 17 (65.4%) of the Primary Schools and 12 (85.7%) of the Upper Primary schools serve ‘A’ grade quality grains.

Response	Category		Total
	PS	UPS	
Yes	17	12	29
	65.4%	85.7%	72.5%
No	9	2	11
	34.6%	14.3%	27.5%
Total	26	14	40
	65.0%	35.0%	100.0%

4. REGULARITY IN DELIVERING COOKING COST TO SCHOOL LEVEL:

- (i) Is school receiving cooking cost in advance regularly? If there is delay in delivering cooking cost what is the extent of delay and reasons for it?
- (ii) In case of delay, how schools manage to ensure that there is no disruption in the feeding programme?
- (iii) Is cooking cost paid by Cash or through banking channel?

School/ implementing agency receiving cooking cost in advance regularly	Category		Total
	PS	UPS	
Yes	10	4	14
	38.5%	28.6%	35.0%
No	16	10	26
	61.5%	71.4%	65.0%
Total	26	14	40
	65.0%	35.0%	100.0%

The monitoring team has found that in 10 (38.5%) of the Primary Schools and in 4 (28.6%) of the Upper Primary Schools the implementing agency had received cooking cost in advance regularly. The monitoring team found that there had been a delay in 7.7% of the Primary Schools and 7.1% of the Upper Primary Schools.

There are times when there is non-receipt of cooking cost. Then to serve the meal, either the SHG buys food on credit, or arranges the money. But the cooking for students is not stopped.

Regarding the payment of cooking cost the monitoring team observed that payments are made through e-transfer in both Primary and Upper Primary Schools.

The list of schools in which the delay of delivery of cooking cost is observed are Govt. Middle School, Khuteri; Govt. New PS Ward No.1, Pithora Govt. Girls PS, Pithora; Govt. UPS, Kouwakhoda, Govt. Girls Middle School, Mahasamund; Govt. UPS, Lakhagarh; Govt. PS, Attarahgudi; Govt. UPS, Baradoli; Govt. UPS, Kouwakhoda; Govt. UPS, Badedhabha; SNRTC, Station Para; SNRTC, Kurnipara, UPS, Labharakhurd; PS, Mogra; Govt. UPS, Kharora; Govt. PS, Koundkera; Govt. PS, Kharora; Govt. PS, Kamapura Sirpur; Govt. PS, Kodar; Govt. PS, Labharakhurd; Govt. PS, Bemcha; Govt. PS, Guru Ghasidas, Mahasamund; Govt. PS, Belshouda; Govt. PS, Parsada; Govt. PS, Ankore and Govt. UPS, Chimerkel.

5. SOCIAL EQUITY:

Did you observe any gender or caste or community discrimination in cooking or serving or seating arrangements?

Regarding the seating arrangement of the children while they have MDM, it is seen that there is no disparity of any kind amongst them. The monitoring team observed that in all Primary as well as Upper Primary Schools, there was no disparity or ill-treatment towards children while food was being served. They were all made to sit in the verandah or classrooms, in rows, while they had their lunch.

6. VARIETY OF MENU:

Has the school displayed its weekly menu, and is it able to adhere to the menu displayed?

Display of menu boards	Category		Total
	PS	UPS	
Yes	16	7	23
	61.5%	50.0%	57.5%
No	10	7	17
	38.5%	50.0%	42.5%
Total	26	14	40
	65.0%	35.0%	100.0%

As per the norms the schools have to display the menu boards in noticeable places of the school premise and follow the same daily. The monitoring team also observed

whether the daily menu is displayed on boards or not. In 16 (61.5%) of the Primary Schools and 7 (50.0%) of the Upper Primary Schools it was found that the daily menu was displayed on a board.

क्र.	दिन	निर्धारित मीनू	सिरेष
1.	जोमवार	चौवल, दाल, हरी सब्जी	
2.	मंगलवार	चौवल, दाल, चना	अचार/वेजिटाबल
3.	बुधवार	चौवल, दाल, हरी सब्जी	
4.	गुरुवार	चौवल, मूंगदाल, खोद्याबीन बडी	
5.	शुक्रवार	चौवल, दाल, हरी सब्जी	ठण्डा एव पाण्डु
6.	शनिवार	चौवल, दाल, मौसमी सब्जी	खीर एवं सुडी

टीप-मध्यान्ह भोजन लक्ष्मी महिला स्व-सहायता समूह-लभरा सुर्द द्वारा संचालित है।

Display of Menu

Regarding the menu being followed uniformly, the monitoring team has found that 73.1% of the Primary Schools and 71.4% of the Upper Primary Schools followed the menu uniformly. In 61.5% of the Primary Schools, menu included locally available ingredients whereas in 71.4% of the Upper Primary Schools also the menu included locally available ingredients.



Iodized salt for cooking MDM

- (i) **Is there variety in the food served or is the same food served daily?**
- (ii) **Does the daily menu include rice / wheat preparation, dal and vegetables?**

In 73.1% of the Primary Schools and 71.4% of the Upper Primary Schools visited by MI in Mahasamund district, it is observed that variety of the food is being served.

Daily menu includes rice and dal in all the schools whereas occasionally vegetables are being served.

Table 6.8: Children's feed back on quantity of meal			
Feedback	Category		Total
	Rural	Urban	
Poor	3	2	5
	16.7%	25%	19.2%
Satisfactory	9	3	12
	50.0%	37.5%	46.2%
Good	6	3	9
	33.3%	37.5%	34.6%
Total	18	8	26
	100.0%	100.0%	100.0%
At UPS			
Poor	5	1	6
	45.5%	33.3%	42.9%
Satisfactory	8	3	7
	72.8%	99%	50.0%
Good	1	0	1
	9.1%	.0%	7.1%
Total	11	3	14
	100.0%	100.0%	100.0%

7. QUALITY & QUANTITY OF MEAL:

Feedback from children on

- a) **Quality of meal:**
- b) **Quantity of meal:**
- c) **{If children were not happy Please give reasons and suggestions to improve.}**

The Monitoring Institute has observed that in 12 (46.2%) Primary Schools children reported that the quantity of the meal was satisfactory; followed by 5 (19.25%) Primary Schools where the students reported that the quantity of meal was poor.

In case of Upper Primary Schools the feedback on quantity of meal is reported in 7 (50%) schools as satisfactory, followed by 6 (42.9%) it is reported that the quantity of meal is poor.

On the whole it can be concluded, that in majority of the schools it is observed that quantity and quality of meal reported is satisfactory.

8. SUPPLEMENTARY:

- (i) **Whether children are given micronutrients (Iron, folic acid, vitamin – A dosage) and de-worming medicine periodically?**
- (ii) **Who administers these medicines and at what frequency?**
- (iii) **Is there school Health Card maintained for each child?**

Response	Category		Total
	PS	UPS	
Yes	17	11	28
	65.4%	78.6%	70.0%
No	9	3	12
	34.6%	21.4%	30.0%
Total	26	14	40
	65.0%	35.0%	100.0%

It was observed by the monitoring team that in 17 (65.4%) Primary Schools and 11 (78.6%) Upper Primary Schools, children were given micro nutrients like folic acid, iron and vitamin A. It was seen that such extra nutritional diets were given once a week to all students.

The MI has observed the usefulness of the supplementary diets to the children in 65.4% Primary Schools and 85.7% Upper Primary Schools and it is felt that the supplementary diets are quite useful. The micro nutrient to the children was administered by school teachers and Head Masters.

The Monitoring Institute has not observed School Health cards in any of the sample schools.

9. STATUS OF COOKS:

- (i) **Who cooks and serves the meal? (Cook/helper appointed by the Department or Self Help Group, or NGO or Contractor)**
- (ii) **Is the number of cooks and helpers adequate to meet the requirement of the school?**
- (iii) **What is remuneration paid to cooks/helpers?**
- (iv) **Are the remuneration paid to cooks/helpers regularly?**
- (v) **Social Composition of cooks /helpers? (SC/ST/OBE/Minority)**

The meal is cooked by the cooks and helpers of the Self-Help Groups. It is observed that the number of cooks and helpers are adequate in number and meet the demand.

Regarding the payment given to cook-cum-helpers, it was found by the monitoring team that in 92.0% of them were being paid Rs.1000 in Primary school and 100.0% of the cook-cum-helpers in Upper Primary Schools were being paid Rs.1200. The payments of cook-cum-helper are made through e-transfer in both Primary and Upper Primary Schools. About the regularity of the remuneration paid to the cook-cum-helpers, it was seen that in 50% Primary Schools the payment was on time while in 21.4% Upper Primary Schools also the payment was on time.

The payments of cook-cum-helper are made through e-transfer in both Primary and Upper Primary Schools.

Looking at the social composition of cook-cum-helper, in Primary Schools and Upper Primary Schools most of them belonged to OBC community.

10. INFRASTRUCTURE:

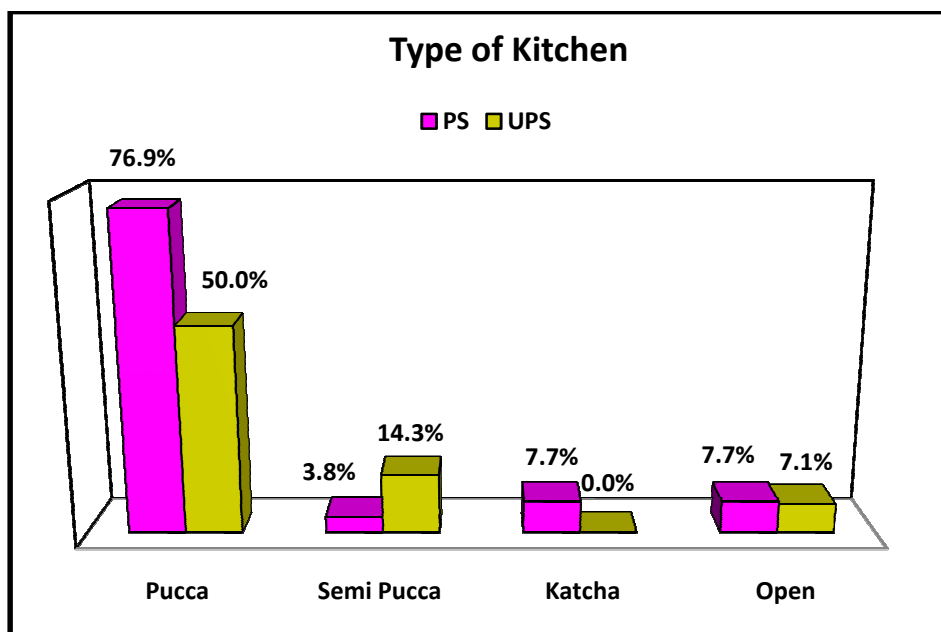
Is a pucca kitchen shed-cum-store:

- (a) Constructed and in use
- (b) Constructed but not in use
- (c) Under construction
- (d) Sanctioned, but constructed not started
- (e) Not sanctioned
- (f) Any other (specify)

Type of kitchen	Category		Total
	PS	UPS	
Constructed and in use	15	6	21
	57.7%	42.9%	52.5%
Constructed but not in use	8	6	14
	31%	43%	35%
Sanctioned, but construction not started	1	1	02
	3.8%	7.1%	05.0%
Not sanctioned	2	1	03
	7.7%	7.1%	07.5%
Total	26	14	40
	100.0%	100.0%	100.0%

The Monitoring team has found that in 15 (57.7%) Primary Schools and in 6 (42.9%) of the Upper Primary Schools, the kitchen shed was constructed and in use. In 8 (31%) of the Primary Schools and in 6 (43%) Upper Primary Schools, the kitchen sheds were constructed but not in use. In 3.8% of the Primary Schools and in 7.1% of the UPS the kitchen sheds were sanctioned but construction had not started.

Figure 6.3: Type of kitchen



11. In case the pucca kitchen shed is not available, where is the food being cooked and where the food grains /other ingredients are being stored?

In case of non availability of pucca kitchen shed it is observed by the monitoring team that in 15.4% Primary Schools and 7.7% Upper Primary Schools the cooking was being done under a thatched house.

In 7.1% each Upper Primary Schools the cooking is being done in the open space and in verandah of the schools.

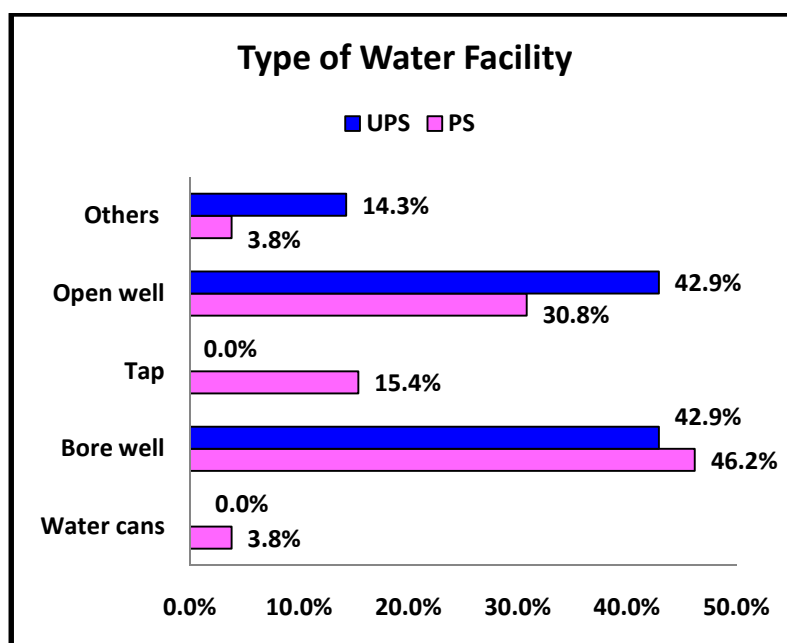
12. Whether potable water is available for cooking and drinking purpose?

Type of water facility	Category		Total
	PS	UPS	
Water cans	1	0	1
	3.8%	.0%	2.5%
Water filter	0	2	2
	.0%	14.3%	5.0%
Bore well	12	6	18
	46.2%	42.9%	45.0%
Tap	4	0	4
	15.4%	.0%	10.0%
Open well	8	6	14
	30.8%	42.9%	35.0%
Others (please specify)	1	0	1
	3.8%	.0%	2.5%
Total	26	14	40
	100.0%	100.0%	100.0%

It is mandatory for all schools to provide drinking water to all students and the MDM should also be cooked in clean drinking water. In 3.8% Primary schools it is observed that water is supplied in water cans, in 46.2% schools the water is from bore well, in 15.4% schools the water facility is taps, and in 30.8% schools the water facility is open well. Therefore, majority of the schools seemed to depend on bore wells/hand pumps for fulfilling the water requirements. In Upper Primary Schools, it is observed by the monitoring team that in 14.3% of the schools water filters are provided to children for drinking water.

The list of schools having tap connection are NRSTC, Station Para; NRSTC, Kurmipara; Govt. PS, Bemcha and Govt. PS, Belshouda.

Figure 6.4: Type of water facility



13. Whether utensils used for cooking food are adequate?

Among the 40 schools of visited by the MI in Mahasamund district it is observed that all schools have adequate cooking vessels for cooking the MDM. The cooking agencies are arranging the cooking vessels for MDM.



Cleaning of utensils by SHG woman

14. What is the kind of fuel used? (Gas based/firewood etc.)

It is observed that in 84.6% Primary Schools, firewood is the primary source of fuel for cooking the MDM followed by 11.5% Primary Schools where the LPG connections are available for cooking the MDM. In majority of the schools the fuel for cooking the MDM is fire wood.

15. SAFETY & HYGIENE:

- i. General Impression of the environment, Safety and hygiene:**
- ii. Are children encouraged to wash hands before and after eating**
- iii. Do the children par take meals in an orderly manner?**
- iv. Conservation of water?**
- v. Is the cooking process and storage of fuel safe, not posing any fire hazard?**

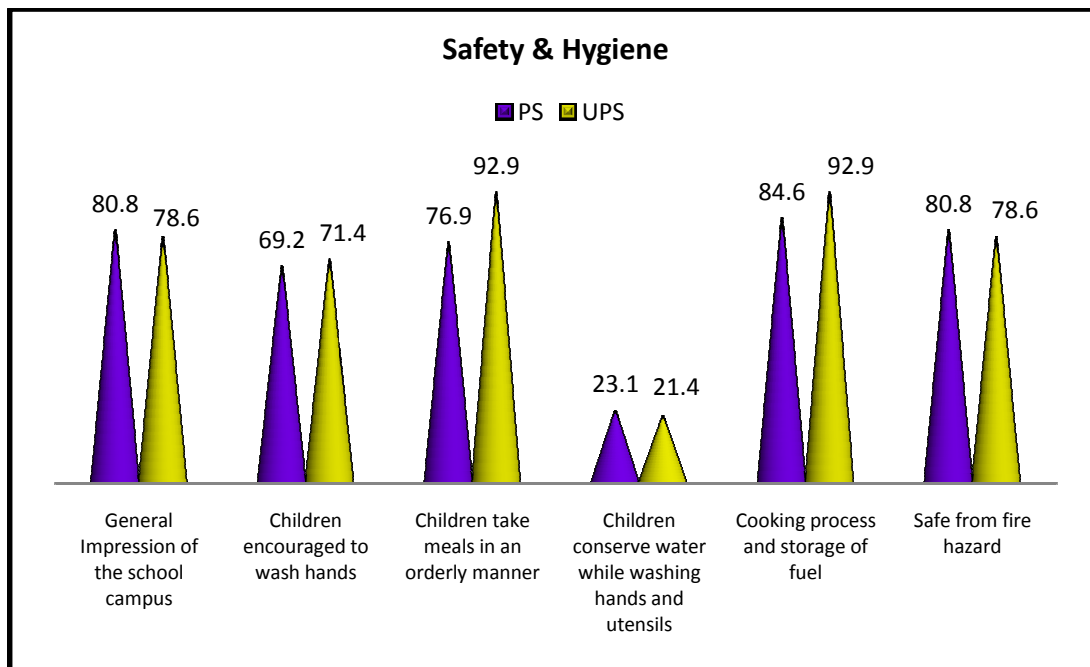
Regarding the safety and hygiene of the school campuses, the monitoring team has observed that in 80.8% Primary Schools clean environment is available. Similarly in 78.6% of the Upper Primary Schools the clean campus is maintained.

Encouragement of children to wash hands is also a duty of the teachers. The monitoring team observed that in 69.2% of the Primary Schools, children were encouraged to wash hands before and after taking food.

It is the duty of the schools to serve hot cooked meal to the students and the latter to receive it in an orderly manner. Teachers are deputed to see that children sit in proper rows, preferably on jute mats, after washing hands, and say a word of prayer before

taking their food. However, the monitoring institute found that only in 76.9% of the schools, the children took food in an orderly manner.

Figure 6.5: Safety & Hygiene



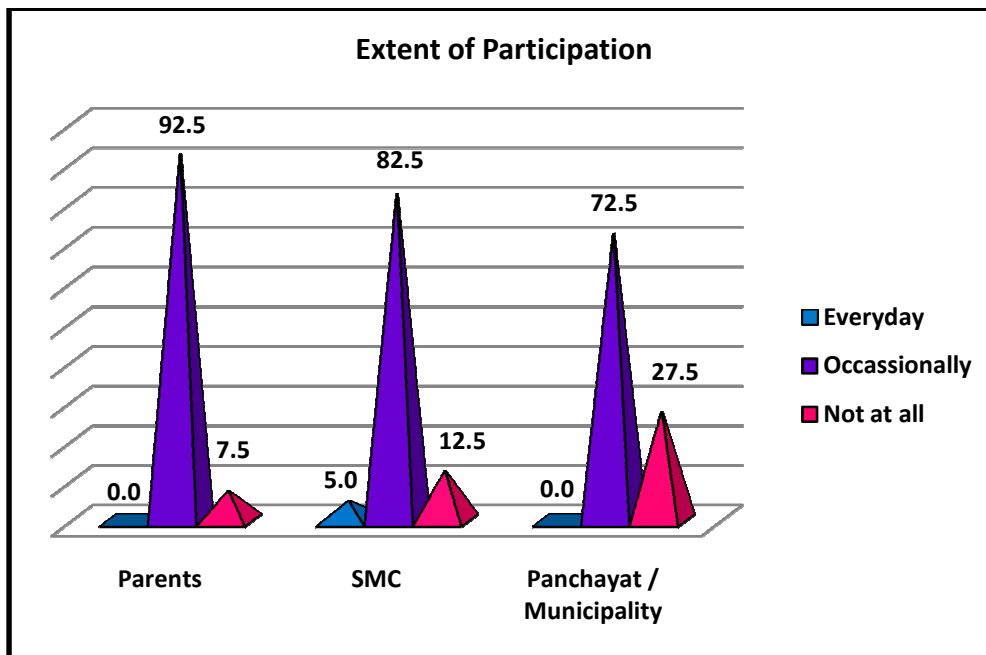
The condition was better in the Upper Primary Schools, as 92.9% of the Upper Primary Schools had children taking food in an orderly manner. In 23.1% of the Primary Schools, the children were found to be conserving water while washing hands and utensils.

16. COMMUNITY PARTICIPATION:

Extent of participation by Parents/SMCs/Panchayats/Urban bodies in daily supervision, monitoring, participation

Community participation is an integral part of development of schools. It was observed by the monitoring team that there was participation from parents, SMC members of panchayats and urban bodies in school activities.

Figure 6.6: Extent of participation



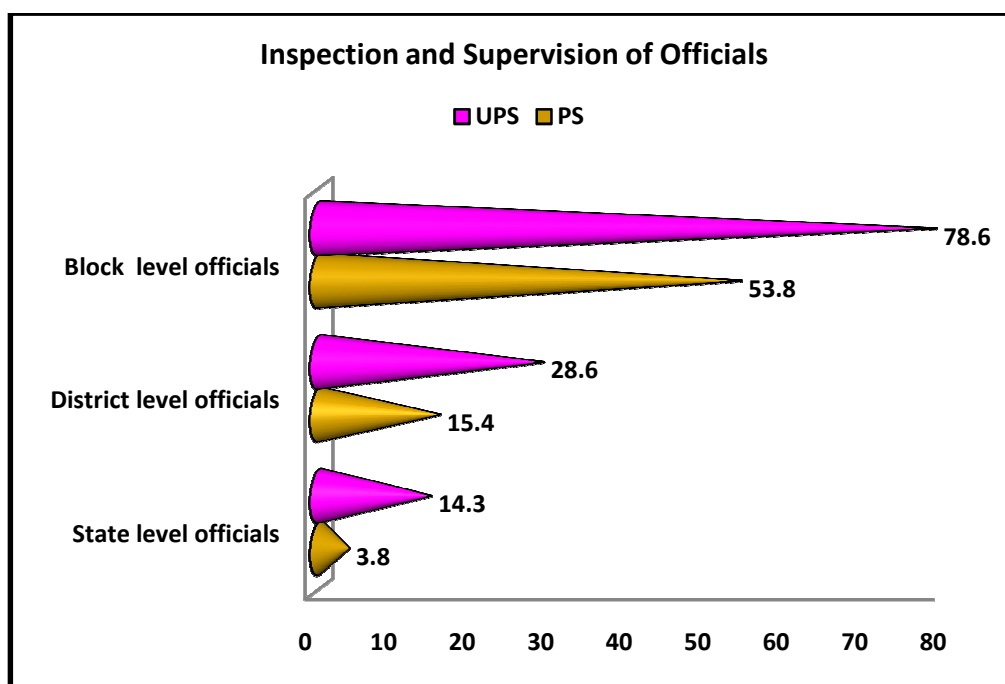
It is observed that in 82.5% sample schools the SMC members participate in the school activity occasionally followed by 92.5% schools where the parents participate and 72.5% schools where the members of Panchayats and municipalities attend the schools activities occasionally.

17. INSPECTION & SUPERVISION

Has the mid day meal programme been inspected by any state/district/block level officers/officials?

It was observed by the monitoring team that inspections of schools had mostly been done by the Block level officials, followed by District level official and State level officials.

Figure 6.7: Inspection and Supervision by Officials



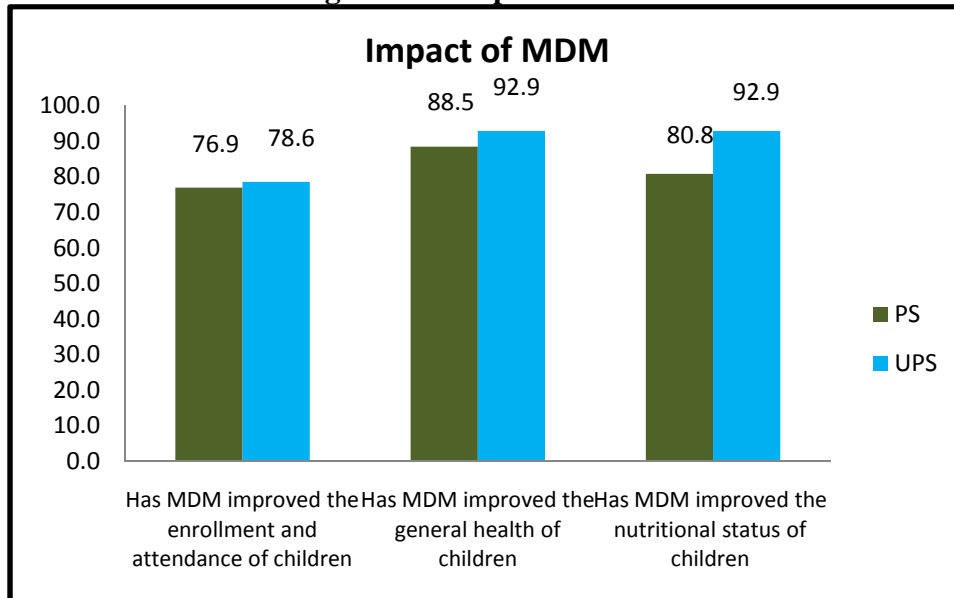
It is observed that in 78.6% Upper Primary Schools and in 53.8% Primary Schools the Block Level Officials visit the schools and observe the MDM. Whereas, in 28.6% Upper Primary Schools and 15.4% Primary Schools it is reported that District Level Officials visited the schools. But these visits have not contributed much to the improvement of MDM.

18. IMPACT

Has the mid day meal improved the enrollment, attendance of children in school, general well being (nutritional status) of children? Are there any other incidental benefits due to serving cooked meal in schools?

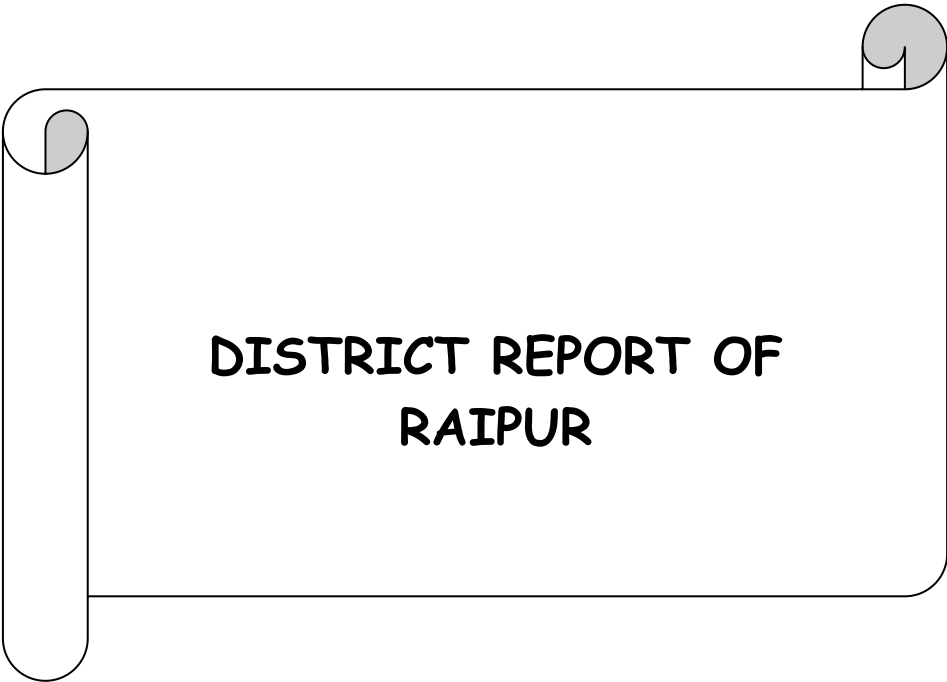
The monitoring has observed the impact of enrollment and attendance of children. It was found that in 76.9% of Primary schools and in 78.6% Upper Primary Schools MDM has influence on the enrollment and attendance of the children. Regarding the improvement in general health of the children by taking MDM, the monitoring team found that 88.5% of the Primary schools and 92.9% of Upper Primary Schools the MDM has contributed to general health of the children.

Figure 6.8: Impact of MDM



The MI observed that children are taking MDM regularly. There is enough scope for improvement with continuous monitoring and facilitating the arrangements for better implementation.

On the whole it can be concluded that the MDM has some influence on the children's attendance and general health.



7. District Level half yearly Monitoring Report

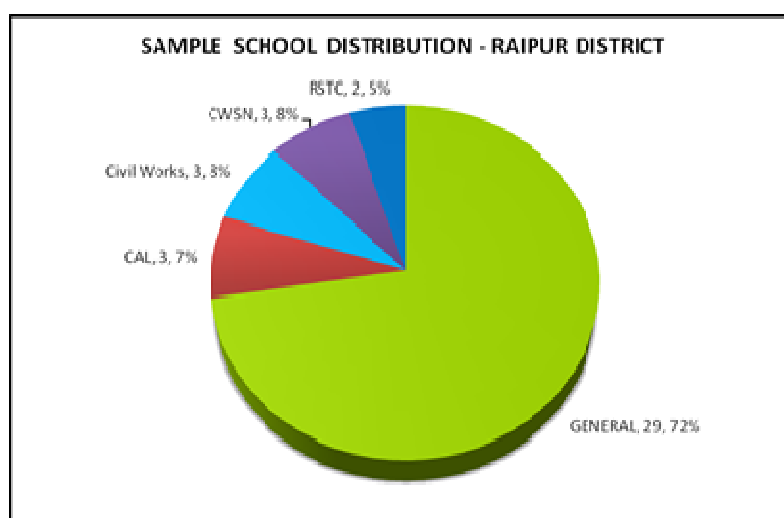
District: Raipur

1. REGULARITY IN SERVING MEAL:

Whether the school is serving hot cooked meal daily? If there was interruption, what was the extent and reasons for the same?

The monitoring of Mid-Day Meal scheme was carried out by National Institute of Rural Development, Hyderabad in Raipur District of Chhattisgarh. Total of 40 schools were monitored which include both urban and rural schools and the distribution of sample schools are 29 general Primary and Upper Primary Schools, 3 schools with special needs, 3 schools with civil work construction and 2 Residential Special Training Centres (NRSTC). Details are in Figure 7.1. In 11 Upper Primary schools and 22 Primary schools the Self Help Group women are cooking the Mid-Day-Meal. And in 7 schools the centralized kitchen is supplying the Mi-Day-Meal.

Figure 7.1: Sample school distribution



Regularity in serving hot cooked meal	Category		Total
	PS	UPS	
Yes	22	11	33
	100.0%	100.0%	100.0%
Total	22	11	33
	100.0%	100.0%	100.0%

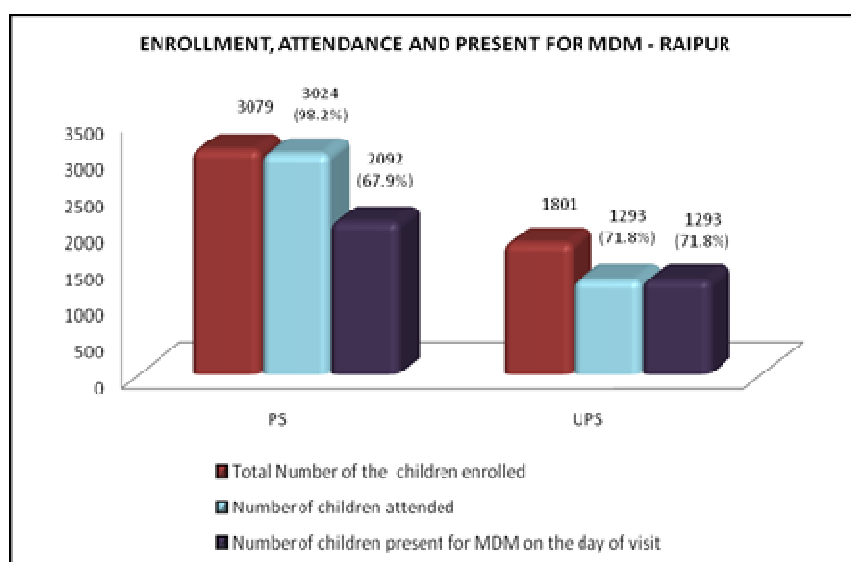
It is observed by the monitoring team that in all the sample schools i.e. in 22 (100%) Primary and in 11 (100%) Upper Primary schools hot cooked food is being served on a regular basis without any interruption.

2. **TRENDS:**

Extent of variation (As per school records vis-à-vis Actual on the day of visit)

The Monitoring Institute has observed that in Primary Schools of the sample 3079 students are enrolled, out of this 3024 students are taking MDM as per the school registers whereas on the day of visit 2092 children are taking MDM. Among the Upper Primary schools the children enrollment is 1801 out of this 1293 children were taking MDM as per the schools Register and on the of MI visit 1293 children were present for Mid-day-Meals.

Figure 7.2: Enrollment, Attendance and Children present on day of MI visit



3. **REGULARITY IN DELIVERING FOOD GRAINS TO SCHOOL LEVEL:**

- (i) **Is school receiving food grain regularly? If there is delay in delivering food grains, what is the extent of delay and reasons for the same?**
- (ii) **Is buffer stock of one-month's requirement is maintained?**
- (iii) **Is the food grains delivered at the school?**

It is noticed by the MI team that in 54.5% Primary Schools and 36.4% Upper Primary Schools, food grains are delivered regularly.

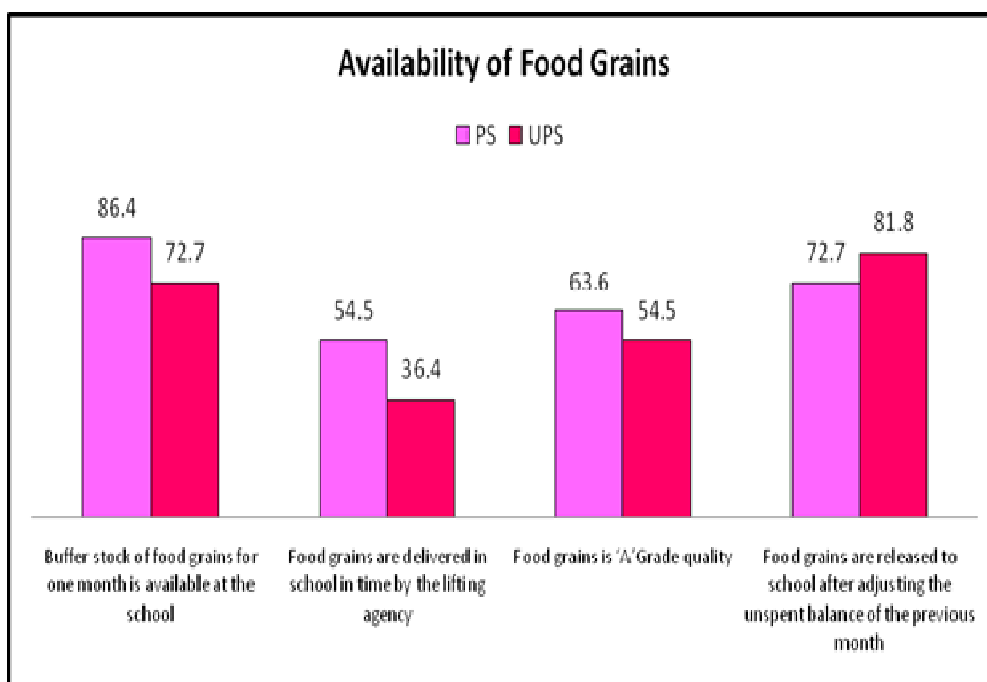
The monitoring team has found that in 86.4% Primary Schools and in 72.7% of the Upper Primary Schools buffer stock is maintained. In 18 schools it is observed that

the buffer stock storage of food grain is in class rooms followed by 3 schools the storage is in Head Master's room.

Place of storage of food grain (Buffer stock)	Category		Total
	PS	UPS	
Classroom	10	8	18
	77%	66.7%	72%
HM's room	0	3	3
	.0%	25.0%	12.0%
Others (please specify)	3	1	4
	23.1%	8.3%	16.0%
Total	13	12	25
	100.0%	100.0%	100.0%

In 54.5% sample Primary Schools and 36.4% sample Upper Primary Schools it is reported that food grains are delivered in time. But in most of the schools it is observed that the cooking agencies are lifting the food grains by arranging their own transport.

Figure 3: Availability of food grains



4. REGULARITY IN DELIVERING COOKING COST TO SCHOOL LEVEL:

- (i) **Is school receiving cooking cost in advance regularly? If there is delay in delivering cooking cost what is the extent of delay and reasons for it?**
- (ii) **In case of delay, how schools manage to ensure that there is no disruption in the feeding programme?**
- (iii) **Is cooking cost paid by Cash or through banking channel?**

The monitoring team has found that in 9 (40.9%) sample Primary Schools and 3 (27.3%) Upper Primary Schools, the implementing agencies are receiving the cooking cost in advance regularly. Regarding this, the monitoring team found that there is a delay in payment of cooking cost. In 21 (63.6%) of the Schools, the extent of delay in payment of cooking cost is 1-3 months.

Response	Category		Total
	PS	UPS	
Yes	9	3	12
	40.9%	27.3%	36.3%
No	13	8	21
	59.1%	72.7%	63.6%
Total	22	11	33
	100.0%	100.0%	100.0%

There are times when there is non-receipt of cooking cost the SHGs are managing the MDM by arranging their own finances on credit basis.

Regarding the payment given to cook-cum-helpers, it is noticed by the monitoring team that Rs.1000 per cook is being paid in primary schools.

In 77.3% schools it is reported that the payment is Rs.1200 per month per helper. The payments of cook-cum-helper are made through e-transfer in both Primary and Upper Primary Schools. About the regularity of the remuneration paid to the cook-cum-helpers, it is seen that in 63.6% Primary Schools it is on time. The same is observed in case of Upper Primary Schools.

5. SOCIAL EQUITY:

Did you observe any gender or caste or community discrimination in cooking or serving or seating arrangements?

It is observed by the monitoring team that there is no disparity or ill-treatment towards students while serving of MDM in all the sample schools. The students were asked to sit in the verandah or classrooms, in rows, for Mid-day-Meals.

6. VARIETY OF MENU:

- i. **Has the school displayed its weekly menu, and is it able to adhere to the menu displayed?**

Display of menu boards	Category		Total
	PS	UPS	
Yes	08	04	12
	36.3%	36.3%	36.3%
No	14	07	21
	63.6%	63.6%	63.6%
Total	22	11	33
	100.0%	100.0%	100.0%

As per the norms the schools have to display the menu boards in noticeable places of the school premise and follow the same daily. It was noticed by the MI that in 36.3% of the sample Primary Schools and Upper Primary Schools the display of weekly menu of MDM is done and also the same is followed. Whereas in 21 (63.6%) schools the menu was not displayed.

The monitoring team has found that 72.7% of the Primary Schools and 45.5% of the Upper Primary Schools followed the menu uniformly. In 95.5% of the Primary Schools, menu included locally available ingredients whereas in 90.9% of the Upper Primary Schools also the menu included locally available ingredients.

- (ii) **Is there variety in the food served or is the same food served daily?**
(iii) **Does the daily menu include rice / wheat preparation, dal and vegetables?**

In majority of the Primary Schools and Upper Primary Schools visited by MI in Raipur district, it is observed that variety of the food is being served.

Daily menu includes rice and dal most of the time in schools, vegetables are served occasionally in the sample schools.

7. QUALITY & QUANTITY OF MEAL:

Feedback from children on

- a) Quality of meal:
- b) Quantity of meal:
- c) {If children were not happy Please give reasons and suggestions to improve.}

Category	Response	Location		Total
		Rural	Urban	
Primary School	Poor	4	1	5
		25%	16.7%	22.7%
	Satisfactory	7	5	12
		43.8%	83.3%	54.5%
	Good	4	0	4
		25.0%	.0%	18.2%
	Very good	1	0	1
6.2%		.0%	4.5%	
Total	16	6	22	
	100.0%	100.0%	100.0%	
Upper Primary School	Satisfactory	7	3	10
		87.5%	100%	90.9%
	Good	1	0	1
		12.5%	.0%	9.1%
	Total	8	3	11
	100.0%	100.0%	100.0%	

The Monitoring team has taken feedback from the children on quality and quantity of Mid-Day-Meal. Among the sample Primary Schools in 12 schools the children felt that the quantity of served Mid-Day-Meal is satisfactory followed by 4 schools children felt that the served quantity is good. Whereas, in 5 Primary Schools the children opined that the quantity of the meal is poor.

In case of Upper Primary Schools in 10 schools the children reported that quantity of meal is satisfactory. The similar feedback is also given by the children on quality of Mid-Day-Meal among the sample schools.

On the whole the children's feedback on quantity and quality of Mid-Day- Meal is satisfactory.

8. SUPPLEMENTARY:

- (i) Whether children are given micronutrients (Iron, folic acid, vitamin – A dosage) and de-worming medicine periodically?
- (ii) Who administers these medicines and at what frequency?
- (iii) Is there school Health Card maintained for each child?

Response	Category		Total
	PS	UPS	
Yes	8	8	16
	36.4%	72.7%	48.4
No	14	3	17
	63.6%	27.3%	51.5
Total	22	11	33
	100.0%	100.0%	100.0%

It is observed by the monitoring team that in 16 (48.4%) schools the children were given micro nutrients and de-worming medicine periodically followed by 17 (51.5%) schools it is reported that the children were not given any micro nutrients and de-worming medicine.

The micro nutrients and de-worming medicine were given once a week to all students in 16 schools and these are administered mostly by the teachers under the supervision of Head Master.

In all the sample schools visited by the Monitoring Institute, it is noticed that the health cards were not maintained for any student.

The list of schools in which the micro nutrients and de-worming medicine was not administered are Shasakiya Prathmik Kanyashala Nawapara; Shasakiya Balak PS Mandir; Hasod; Govt PS Girls, Tilda Basthi; Shasakiya Kanya Prathmik Shala Saragaon; Adarsh Shasakiya Naveen ; Prathmikshala DeenDayal Nagar, Nayapara; Govt. Primary School, Kurru; Shasakiya Prathmikshala Gaatapar; Shasakiya Prathmik shala Somvaari Bazaar; Nawapara; Govt. Girls Primary, Nevra; Shasakiya Poorva Madhyamik; PS Jangaon; PS Chhachanpairi; Shasakiya Prathmik Shala, Gobra, Abhanpur; New Primary School, Bhulandabri; UPS, Sasaholi; Shasakiya Prathmik Shala, Amasivni; Girls Primary School. Kharora and Shasakiya Adarsh Harihar Uchch Madhyamikshala, Nayapara.

9. STATUS OF COOKS:

- (i) Who cooks and serves the meal? (Cook/helper appointed by the Department or Self Help Group, or NGO or Contractor)**
- (ii) Is the number of cooks and helpers adequate to meet the requirement of the school?**
- (iii) What is remuneration paid to cooks/helpers?**
- (iv) Are the remuneration paid to cooks/helpers regularly?**
- (v) Social Composition of cooks /helpers? (SC/ST/OBC/Minority)**

The Monitoring Institute has observed that among the visited schools the meal is cooked by the cooks and helpers appointed by the Self-Help Groups. It is also observed that the number of cooks and helpers are adequate in number and meet the requirement of the school.

In majority of the schools the remuneration paid to cook cum helpers is from Rs. 1000 to Rs. 1200 and the payment of remuneration to cook cum helpers in 63.6% schools is regular. Whereas, in Upper Primary Schools it is noticed that the payment of remuneration to cook cum helpers was delayed to an extent of 2-3 months.

The majority of the cook cum helpers from Self Help Groups belong to OBC community followed by Scheduled Castes and Scheduled Tribes.

10. INFRASTRUCTURE:

Is a pucca kitchen shed-cum-store:

- (a) Constructed and in use**
- (b) Constructed but not in use under**
- (c) Under construction**
- (d) Sanctioned, but construction not started**
- (e) Not sanctioned**
- (f) Any other (specify)**

The Monitoring Institute has found that among Primary Schools 18 (81.1%) schools are having pucca constructed kitchen shed and are using it for cooking of MDM followed by in 3 (13.6) schools the kitchen sheds were constructed but not in use. In one school it is reported that the kitchen shed was not sanctioned.

In case of Upper Primary schools 7 (63.6%) out of 11 schools are having pucca constructed kitchen shed and the cooking agencies are using the sheds for cooking of MDM. In 4 (36.4%) schools it is reported that the kitchen sheds were not sanctioned.

On the whole it can be concluded that most of the sample schools are having kitchen sheds and are in use and in the sample district it is noticed that still some schools are not having pucca kitchen sheds.

Category	Response	Rural	Urban	Total
Primary School	Constructed and in use	13	5	18
		81.2%	83.4%	81.1%
	Constructed but not in use	2	1	3
		12.5%	16.7%	13.6%
	Not sanctioned	1	0	1
6.2%		.0%	4.5%	
Total	16	6	22	
	100.0%	100.0%	100.0%	
Upper Primary School	Not sanctioned	3	1	4
		37.5%	33.3%	36.4%
	Constructed and in use	5	2	7
		62.5%	66.7%	63.6%
	Total	8	3	11
100.0%		100.0%	100.0%	

11. In case the pucca kitchen shed is not available, where is the food being cooked and where the food grains /other ingredients are being stored?

It is observed by the monitoring team that in case of non- availability of kitchen shed in 18.2% of the Primary Schools the cooking takes place in school verandah, followed by in 4.5% of the schools it is observed that the cooking of MDM is in a thatched house, and in 27.3% of the schools the cooking is in other available places of the school.

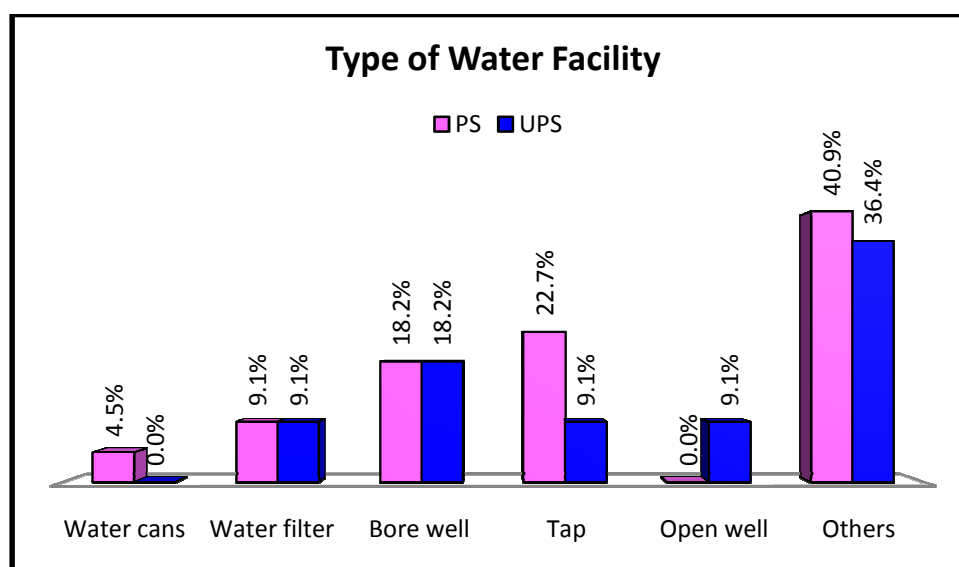
In Upper Primary Schools it is noticed that in 18.2% schools the cooking is in open space followed by in 9.1% schools the cooking is in thatched (katcha) house and in 27.3% schools the cooking is in other available places of the school.

Place of cooking	Primary Schools	Upper Primary Schools
Open space	0.0%	18.2%
School verandah	18.2%	0.0%
Thatched house	4.5%	9.1%
Others (please specify)	27.3%	27.3%

12. Whether potable water is available for cooking and drinking purpose?

It is mandatory for all the schools to provide drinking water to all students as well as for cooking the MDM. In respect of facilities available for potable water for cooking and drinking purpose, it is noticed that in 8.3% each of the sample Upper Primary School, water cans and water filters are used for drinking. But in 38.5% of the Primary School and in 33.3% of the Upper Primary School water is fetched from bore wells. Therefore, majority of the schools seemed to depend on bore wells/hand pumps for fulfilling the water requirements.

Figure 7.4: Type of water facility



13. Whether utensils used for cooking food are adequate?

Among the 23 schools visited by the MI in Raipur district it is observed that all schools have adequate cooking vessels for cooking the MDM.

14. What is the kind of fuel used? (Gas based/firewood etc.)

The Monitoring Institute has observed that among the sample schools in 86.4% Primary and all the Upper Primary Schools the cooking agencies are using firewood as a fuel for cooking of MDM. In 9.1% of the Primary Schools it is noticed that the cooking agencies are using LPG for cooking the Mid-Day-Meal. In few schools 4.5% it is noticed that cow dung is used as a fuel for cooking the Mid-Day-Meal.

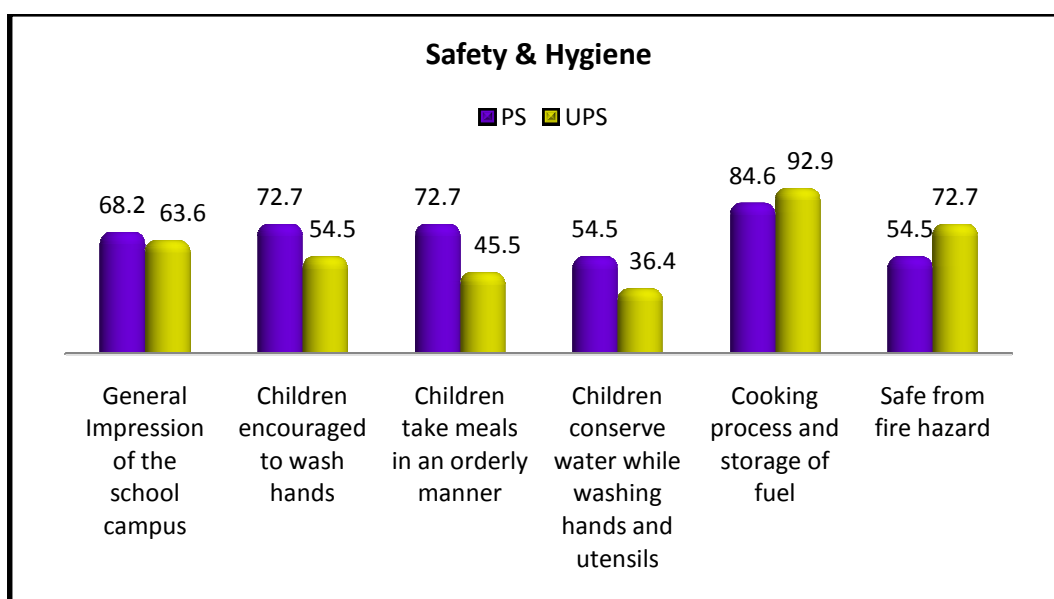
On the whole it can be concluded that in majority of the sample schools firewood is the principal source of fuel for cooking the Mid-Day-Meal.

Kind of fuel used	Primary Schools	Upper Primary Schools
Gas	9.1%	0.0%
Firewood	86.4%	100.0%
Cow dung cake	4.5%	0.0%

15. SAFETY & HYGIENE:

- i. General Impression of the environment, Safety and hygiene:**
- ii. Are children encouraged to wash hands before and after eating**
- iii. Do the children par take meals in an orderly manner?**
- iv. Conservation of water?**
- v. Is the cooking process and storage of fuel safe, not posing any fire hazard?**

Figure7.5: Safety and Hygiene



The monitoring team has observed that in all the (100.0%) sample Primary Schools the school environment is found to be clean whereas in 91.7% of the Upper Primary Schools it is noticed that cleanliness is maintained.

The monitoring teams observed that in 69.2% of the Primary Schools and in 83.3% Upper Primary Schools the teachers are encouraging the children to wash hands before and after taking food.

Among the sample schools the MI has noticed that teachers are engaged in controlling the conduct of children to sit in proper rows, with proper hand washing and a prayer before taking their food. In 100.0% sample Primary Schools as well as in 100%

Upper Primary Schools, the children took food in an orderly manner and conserved water while washing hands and utensils.

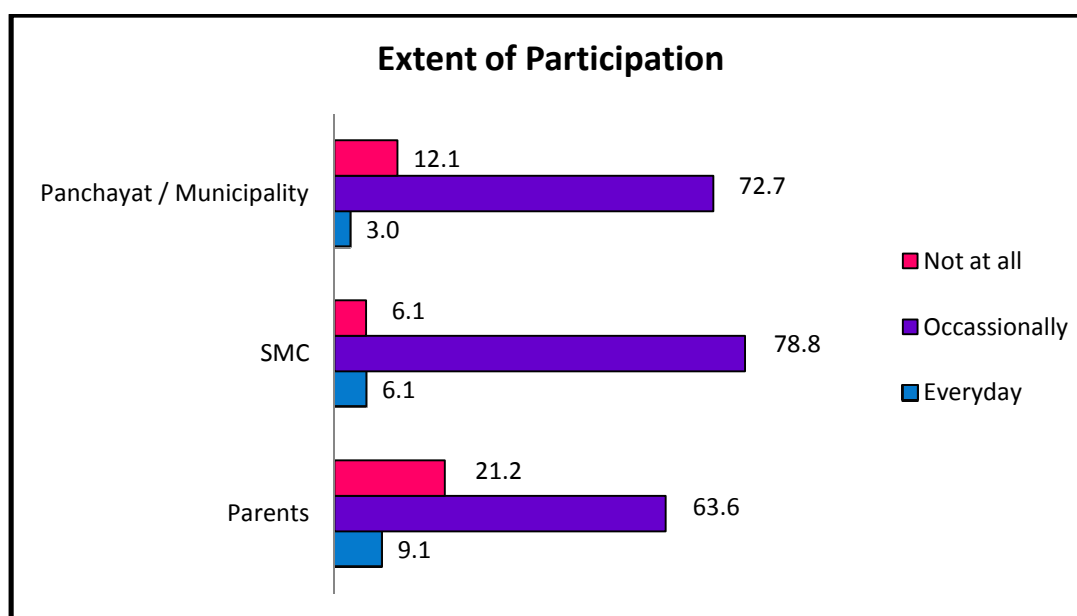
Further it is also observed that in majority (85%) of the sample schools the cooking process and storage of fuel is safe.

16. COMMUNITY PARTICIPATION:

Extent of participation by Parents/SMCs/Panchayats/Urban bodies in daily supervision, monitoring, participation

As per the policy guidelines the community participation should be encouraged in all the school activities. The monitoring team has observed that in 75% to 78% of the sample schools the SMC members and the elected representatives of the Panchayats and urban bodies are occasionally participating in school management activities. In 20% schools the parents and SMC members participate on daily basis in school activities. In remaining sample schools it is noticed that the participation of parents and SMC members are found to be almost nil in the school development activities.

Figure 7.6: Extent of participation



17. INSPECTION & SUPERVISION

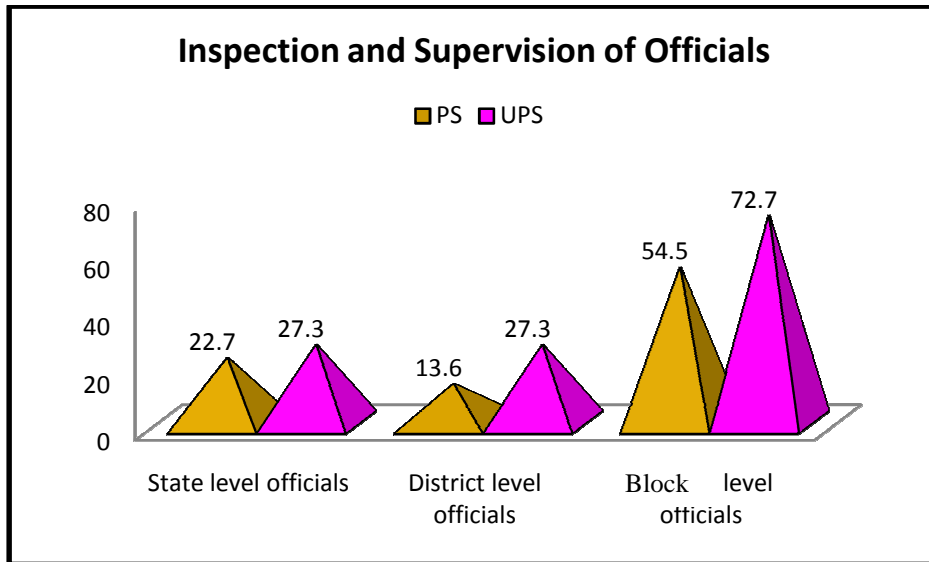
Has the Mid-Day-Meal programme been inspected by any state/district/block level officers/officials?

It is observed by the monitoring team that in majority of the sample schools (54.5%) Primary School and (72.7%) Upper Primary Schools the Block Level Officers are visiting the schools to see the MDM. In 13.6% Primary and 27.6% Upper Primary

Schools it is noticed that District Level Officials also visit the schools and observe the MDM.

Further it is observed that these visits are formal and there is no significant contribution for improvement of Mid Day Meal.

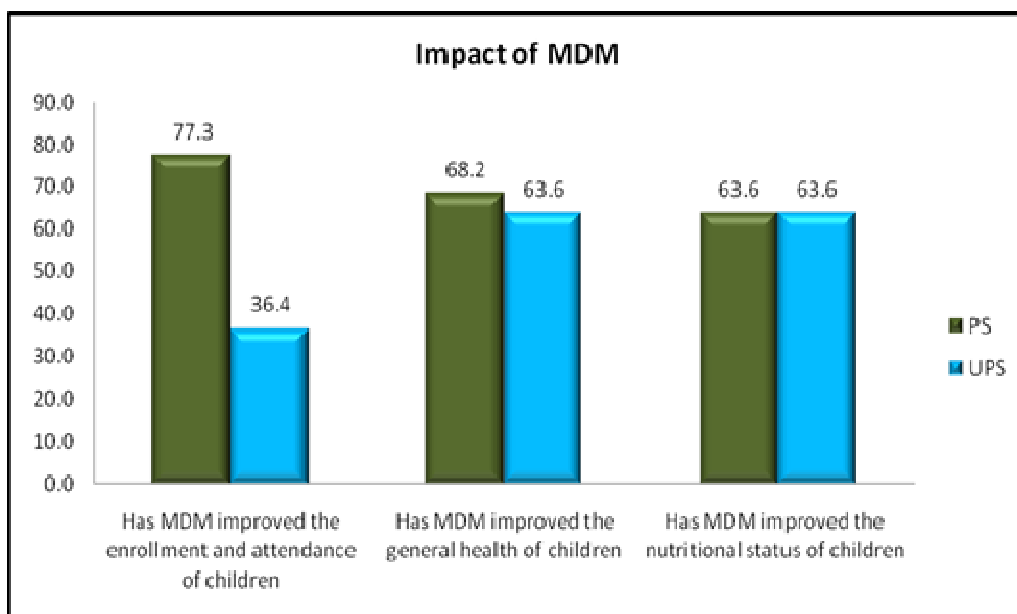
Figure 7.7: Inspection and Supervision by Officials



18. IMPACT

Has the Mid Day Meal improved the enrollment, attendance of children in school, general wellbeing (nutritional status) of children? Are there any other incidental benefits due to serving cooked meal in schools?

Figure 7.8: Impact of MDM



The monitoring Institute has observed that impact of MDM scheme on the enrollment and attendance of children. It was found that in 77.3% of the Rural and 36.4% of Urban schools, MDM has influence on the enrollment and attendance of the children. As far as general health of the children is concerned, the MDM has helped the children to improve their general health in 68.2% Primary and 63.6% Upper Primary Schools.

In 63.6% each Primary and Upper Primary Schools it is reported that the MDM has provided some nutritional support to the children.

19. Report on Centralized Kitchen – Mid-Day-Meal scheme (Raipur)

The Monitoring Institute has monitored the MDM activities in Raipur district and noticed that there is one agency supplying the MDM to the children through centralized kitchen shed.

Name of the organization managing Centralized kitchen: Pahal Centralized Kitchen (NGO) based at Deopuri.

1. **Pahal Centralized Kitchen:** The centralized kitchen is based at Deopuri, Raipur. The NGO is supplying food to 169 Primary Schools and 91 Upper Primary Schools, covering 29,613 children in Primary Schools and 22,476 children in Upper Primary Schools. The approximate kitchen is 10,000 Sqr.Ft.
2. **Organization chart:** The NGO has about 160-170 people working in shifts to cook and transport MDM to all schools regularly. There were 5 kitchen in-charges, 2 store in-charges, 5 purchase in-charges, 10 Head cooks, 30 cooks, 60 helpers for serving at the school level, 10 handlers and distributors, 35 cleaners and sweepers and 10 route in charges.
3. **Infrastructural facilities:** The central kitchen has adequate space for receiving food grains, food articles, adequate space for store and cooking the food.
4. **Procurement and storage of food Items:** The central kitchen procures rice from the Government on a monthly basis. It purchases pulses, cereals, spices, fats and oils on a weekly basis and vegetables on daily basis.

5. **Cleanliness of food items:** It was observed by the Monitoring Institute that all items such as rice, vegetables, dals etc., are first thoroughly cleaned and washed before cutting and cooking.

The workers continuously sweep and mop the floor to prevent water blockage. It was also observed that the lapse of time between cooking and transporting to schools is less than 1 hour.

6. **Management of the left-over food:** Regarding the management of the left-over food it is observed that the left-over food is fed to the animals and sometimes thrown away.
7. **Dish washing:** It was observed by the MI team that all containers carrying food and utensils used for cooking are washed with water and detergent soap.
8. **Personal hygiene practice:** It was observed by the MI that the workers were not wearing clean uniforms, headgears and gloves. However, they seem to be clean.
9. **Toilet facility:** Though toilet facilities are available at the central kitchen they are inadequate in number.
10. **Food transportation:** The centralized kitchen is having 15 vans for transporting the cooked meal to various schools as per the scheduled routes.
11. **Procurement of pulses and condiments:** It is observed that the procurement of pulses and condiments are from the open market and the spices, oil and salt packets are products of branded company. Iodized salt is being used in cooking.
12. **Food evaluation:** The Monitoring Institute team has tasted the food at centralized kitchen as well as in the schools where the food is being supplied and noticed that the quality of the food is good. However, it is noticed that most of the children in the sample schools are not taking the supplied meal.
13. **Overall impression of the Central kitchen at Raipur:**

It is noticed by Monitoring Institute team that food cooked at Pahal central kitchen is of good quality and taste. The place is kept safe and hygienic and good quality ingredients are used in preparation of food. Proper lighting and ventilation is provided. Solar panels are installed on the roof and the solar energy is used to boil the water for rice cooking.

Further it is observed that the centralized kitchen organized by Pahal is serving the children of Raipur schools and reported that day by day the availing children's number is coming down because of non-advocacy of the programme and lack of motivation regarding the supply of Mid Day Meal. The major reason is the quality of the rice.

20. School wise analysis

The Monitoring Institute has visited 8 Urban schools where the food is served from the Pahal Centralized kitchen. Among these schools, it is noticed that the total enrollment of the children is 537, out of this as per the school registers daily 344 (64.5%) children are availing the Mid Day Meal whereas on the day of MI visit it is noticed that 228 (42.4%) children actually availed the Mid Day Meal. The details can be seen from the Table 7.10.

Sl. No.	Area	Name of the School	Date of the visit	Total Number of the children enrolled	Total Number of children attending the school on the day of MI visit	Total Number of children availing the Mid-day Meal
1	Urban	Navin Girls Middle School, Bathena	27/1/14	76	62	62
2	Urban	PS, No.03, Raipur	27/1/14	50	39	
3	Urban	Sindi Girls, PS, Hatkeshar	27/1/14	85	41	18
4	Urban	New PS, Panchvati	27/1/14	23	18	21
5	Urban	New PS, Aughogik Ward	27/1/14	108	54	52
6	Urban	MS, Dabarpara	27/1/14	42	27	15
7	Urban	Govt. MS, Jodhapur	27/1/14	62	36	26
8	Urban	New Girls MS, Sorid Nagar	27/1/14	91	67	34
Total				537 (100%)	344 (64.05%)	228 (42.45%)

Display of Menu:

It is observed that the Centralized kitchen has circulated the weekly menu and the same was displayed in the school but not in the noticeable place of the school. Moreover the menu is not indicating the entitlements of the quantity of the food per child every day.

Receiving the food at school point:

It is observed that the Centralized kitchen sends the food in vans to the schools. At the school point the teachers and other staff receives the food at around 1100hrs to 1200 hrs.

Distribution of food in the sample schools:

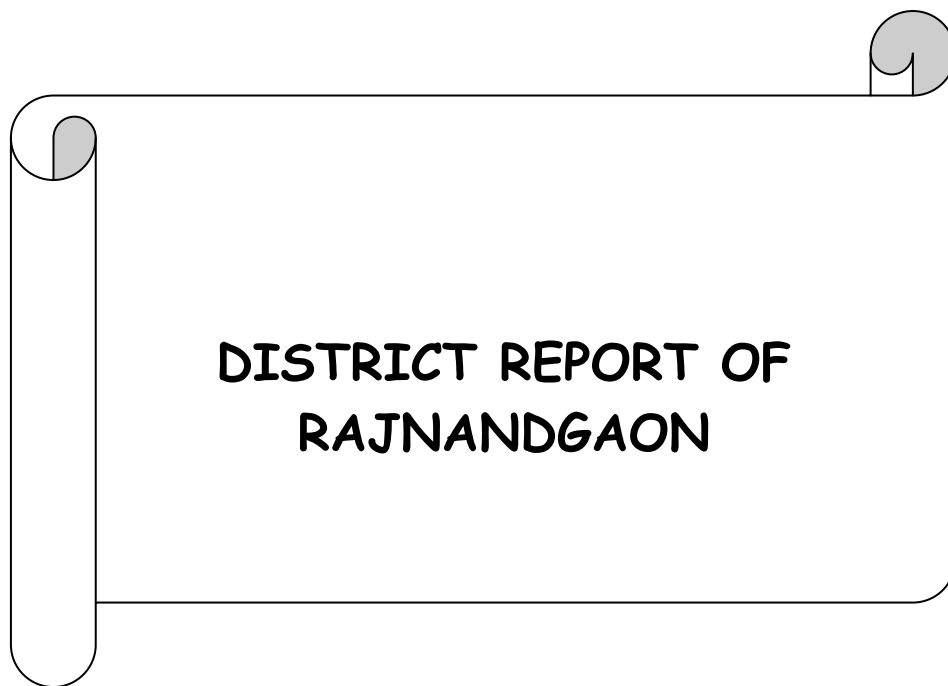
It is observed that in the sample schools, the helper helps the teachers sometimes to distribute the food. The food is found to be hot at the time of distribution.

Further it is also noticed that almost 50% of the food is being unutilized the same is discussed with the children and they felt that on the day of kheer and vegetable pulav more consumption will be there by the children.

Overall impression of the food supplied by Centralized kitchen at the school point:

The Monitoring Institute has observed that the food supplied by the Centralized kitchen in Raipur town is reaching the schools during lunch time, and it is reported that the food delivered to the schools is sometimes delayed because of vehicle problem.

The quantity and quality of the food supplied by the Centralized kitchen is satisfactory. Because of routine taste and flavor sometimes the supplied food item is not used by the community, the intake of the food is found to be less. Among the sample schools visited by the MI almost 50% of the supplied food remains unutilized.



**DISTRICT REPORT OF
RAJNANDGAON**

8. District Level half yearly Monitoring Report

District: Rajnandgaon

1. REGULARITY IN SERVING MEAL:

Whether the school is serving hot cooked meal daily? If there was interruption, what was the extent and reasons for the same?

The monitoring of Mid-Day Meal scheme was carried out by a team from National Institute of Rural Development, Hyderabad at Rajnandgaon District of Chhattisgarh. Among 40 sampled schools 16 are Upper Primary Schools and 24 are Primary Schools.

Figure 8.1: Sample School distribution

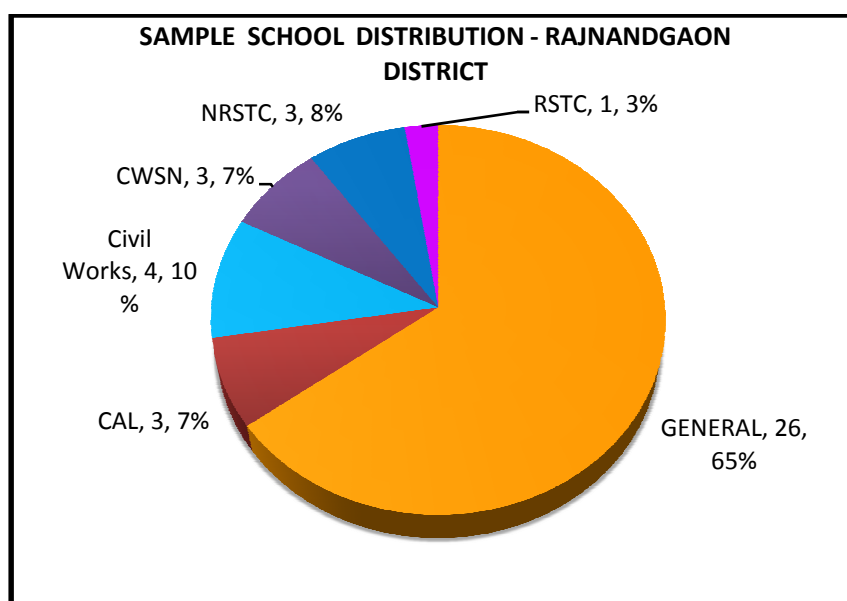


Figure 8.1 shows the sample school distribution in Rajnandgaon district it consists of 26 (65%) General schools, 3 (7%) CAL schools, 4 (10%) schools with Civil Works, 3 (7%) schools with Children with Special Needs, 3 (8%) Non Residential Special Training Centers and 1 (3%) Residential Special Training Centers.



Prayer before MDM

Category	Yes/No	Location		Total
		Rural	Urban	
PS	Yes	13 86.7%	8 100.0 %	21 91.3%
	No	2 13.3%	0 .0%	2 13.8%
	Total	15 100.0 %	8 100.0 %	23 100.0 %
UPS	Yes	13 92.9%	2 100.0 %	15 93.8%
	No	1 7.1%	0 .0%	1 6.2%
	Total	14 100.0 %	2 100.0 %	16 100.0 %

It is observed by the monitoring team that among the 40 sample schools 21 (91.3%) Primary Schools and 15 (93.8%) Upper Primary Schools are serving hot cooked meal daily without any interruption.

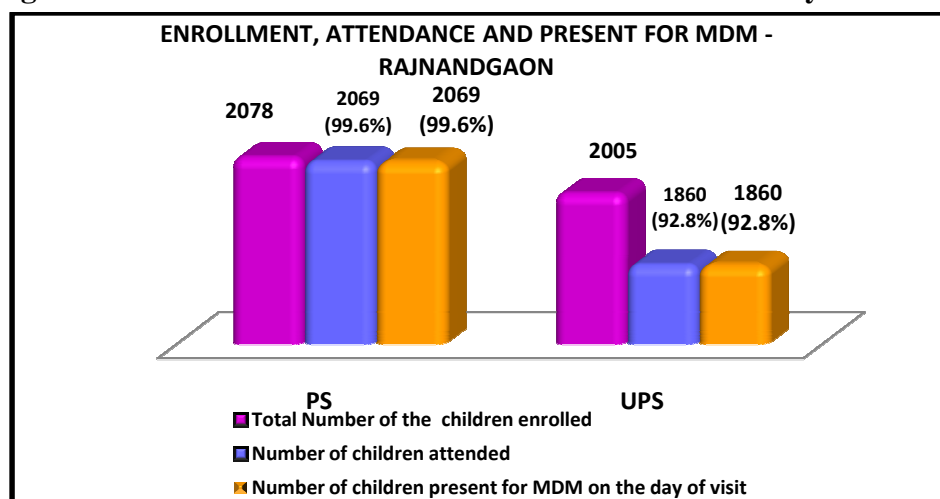
2. TRENDS:

The MI has observed that in the 40 sample schools visited, there were 2078 children enrolled in Primary Schools out of this 2069 (99.6%) children are availing MDM as

per the school register and 2069 children were present on the day of MI visit for MDM.

In case of Upper Primary Schools 2005 children are enrolled out of this 1860 (92.8%) children are availing MDM as per the schools register and 1860 (92.8%) children were present on the day of MI visit for MDM.

Figure 8.2: Enrolment and attendance of children on the day of MI visit



3. REGULARITY IN DELIVERING FOOD GRAINS TO SCHOOL LEVEL:

- (i) Is school receiving food grain regularly? If there is delay in delivering food grains, what is the extent of delay and reasons for the same?
- (ii) Is buffer stock of one-month's requirement is maintained?
- (iii) Is the food grains delivered at the school?

It is noticed by the MI team that in 20 (86.9%) Primary Schools and 12 (75%) Upper Primary Schools, food grains are delivered regularly and the schools are maintaining one month's buffer stock of food grains and the food grains are stored in class rooms. In case of 3 schools, buffer stock is not maintained. The schools are Govt MS, Chikli, Govt PS, Chowki and Govt PS, Godari.

Place of storage of food grain (Buffer stock)	Location		Total
	Rural	Urban	
PS			
Classroom	13 86.3%	7 87.5%	20 86.9%
HM's room	1 6.7%	1 12.5%	2 8.7%
Others (please specify)	1 6.7%	0 .0%	1 4.3%
Total	15 100.0 %	8 100.0 %	23 100.0%

UPS			
Classroom	11 78.5%	1 50.0%	12 75%
HM's room	0 .0%	1 50.0%	1 6.2%
SMC president's house	1 7.1%	0 .0%	1 6.2%
Others (please specify)	2 14.3%	0 .0%	2 12.5%
Total	14 100.0 %	2 100.0 %	16 100.0%

It is also noticed that the cooking agencies in most of the sample schools are lifting the food grains from the nearest fair price shops by arranging their own transport. In the following schools it is reported that the food grains are not being delivered by the fair price shop dealers: Govt PS, Navagav; Govt PS, Dhumardi; Govt UPS, Lalutola; Govt UPS, Pinkapar; Govt Girls UPS, Arjuni; Govt PS, Ghorda; Govt MS, Arri; Govt PS, Konari; Govt MS, Chikli; Govt PS, Shankarpur; Govt MS, Nandai; Govt PS No.5 Chowkadia; Govt PS, Sadar Bazar; Govt PS, Sadakchirchari; Govt PS, Chabuknala; Govt UPS, Indamara; Govt Girls PS, Ambagarhchawki; Govt. PS, Deewanjhitia; Govt PS, Chowki; Govt PS, Godari; Govt PS, Amlipara; Govt MS, Aldevpur; Govt UPS, Dewaribhat; Govt UPS, Pendrikala; Govt PS, Singarpur and Govt SS, Baradakala.

4. REGULARITY IN DELIVERING COOKING COST TO SCHOOL LEVEL:

- (i) **Is school receiving cooking cost in advance regularly? If there is delay in delivering cooking cost what is the extent of delay and reasons for it?**
- (ii) **In case of delay, how schools manage to ensure that there is no disruption in the feeding programme?**
- (iii) **Is cooking cost paid by Cash or through banking channel?**

Table 8.3: Delivering of cooking cost				
Category	Yes/No	Location		Total
		Rural	Urban	
PS	Yes	6 40.0%	2 25.0%	8 34.8%
	No	9 60.0%	6 75.0%	15 65.2%
	Total	15 100.0%	8 100.0%	23 100.0%
UPS	Yes	5 35.7%	1 50.0%	6 37.5%
	No	9 64.3%	1 50.0%	10 62.5%
	Total	14 100.0%	2 100.0%	16 100.0%

The monitoring team has found that in 8 (34.8%) Primary Schools and in 6 (37.5%) Upper Primary Schools the implementing agencies have received cooking cost in advance regularly. Regarding this, the monitoring team has noticed that there is a delay of two months in payment of cooking cost.

There are times when there is non-receipt of cooking cost. The cooking agencies are arranging the meal on their own financial resources. But there is no interruption. This definitely influences the quality of the food.

Regarding the payment of cooking cost the monitoring team observed that payments are made through e-transfer in all the sample schools.

5. SOCIAL EQUITY:

Did you observe any gender or caste or community discrimination in cooking or serving or seating arrangements?

The MI has observed that there is no discrimination on any grounds while serving the Mid Day Meal in the sample schools.

6. VARIETY OF MENU:

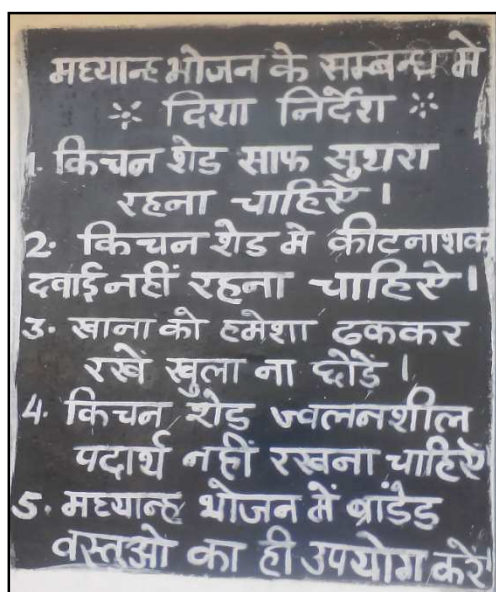
Has the school displayed its weekly menu, and is it able to adhere to the menu displayed?

As per the norms the schools have to display the menu boards in noticeable places of the school premise and follow the same daily. The monitoring team observed that in 14 (60.9%) Primary Schools and 11 (68.8%) Upper Primary Schools it is noticed that the daily menu was displayed on a board in Head Master's room.

According to the MDM guidelines there is a fixed menu for MDM that has to be followed. In all the sample schools it is noticed that the prescribed menu is being followed.

The list of schools in which the menu board is not displayed are Govt PS, Ghorda; Govt MS, Mohard; Govt PS, Stationpara; Govt MS, Nandai; Govt PS, Sadar Bazar; Govt PS, Sadakchirchari; Govt UPS Bhrahmanbedi and Govt PS, Kursipar.

Category	Yes/No	Location		Total
		Rural	Urban	
PS	Yes	12 80.0%	2 25.0%	14 60.9%
	No	3 20.0%	6 75.0%	9 39.1%
	Total	15 100.0 %	8 100.0 %	23 100.0%
UPS	Yes	10 71.4%	2 100.0 %	12 75%
	No	4 28.6%	0 .0%	4 25.0%
	Total	14 100.0 %	2 100.0 %	16 100.0%



**Safety guidelines issued by
Government**

- (i) **Is there variety in the food served or is the same food served daily?**
- (ii) **Does the daily menu include rice / wheat preparation, dal and vegetables?**

In all the sample schools the MI has noticed that in MDM variety of food is served in daily menu. The menu includes rice, dal and vegetables. In few schools it is observed that the quantity of dal is less than the prescribed quantity.

7. QUALITY & QUANTITY OF MEAL:

Feedback from children on

- a) Quality of meal:
- b) Quantity of meal:
- c) {If children were not happy Please give reasons and suggestions to improve.}

The above table shows the children's feedback on quantity of MDM in sample schools. Among the Primary schools in 11 (47.8%) the children feedback is satisfactory on quantity of meal followed by 6 (26%) schools the feedback is poor. In Upper Primary Schools 14 (87.4%) the children feedback on quantity of meal is satisfactory followed by 2 (12.5%) the feedback is good.

Category	Yes/No	Location		Total
		Rural	Urban	
Primary School	Poor	3 20.0%	2 37.5%	6 26%
	Satisfactory	7 46.7%	4 50.0%	11 47.8%
	Good	1 6.7%	1 12.5%	2 8.7%
	Very good	4 26.7%	0 .0%	4 17.4%
	Total	15 100.0%	8 100.0%	23 100.0%
Upper Primary School	Satisfactory	12 85.2%	2 100%	14 87.4%
	Good	2 14.3%	0 .0%	2 12.5%
	Total	14 100.0%	2 100.0%	16 100.0%

Children's Reaction to Quality and Quantity of food

The Quality of the rice and Dal is reported to be good in 90% sample schools. Whereas in the remaining 10% schools the quality of rice and dal is reported to be substandard quality. In terms of Quantity of rice and Dal 90% children reported that they are happy.

The reasons for not feeling happy are that the supplied rice is not good. Sometimes rice not cooked properly.

8. SUPPLEMENTARY:

- (i) **Whether children are given micronutrients (Iron, folic acid, vitamin – A dosage) and de-worming medicine periodically?**
- (ii) **Who administers these medicines and at what frequency?**
- (iii) **Is there school Health Card maintained for each child?**

It was observed by the monitoring team that in 16 (69.6%) Primary Schools and 9 (56.2%) Upper Primary Schools, children were provided micro nutrients like folic acid, iron and vitamin A. It was seen that such extra nutritional diets were given once a week to all students in convergence with the health departments. The school teachers were assigned duties to administer the distribution of such supplementary diets.

No health cards were issued to children at any of the schools.

The schools which are not supplying micro nutrients to the children are Govt UPS, Lalutola; Govt UPS, Pinkapar; Govt MS, Mohard; Govt PS, Konari; Govt PS, Ghanjpara; Govt UPS, Indamara; Govt PS, Machanpur; Govt UPS Brahamanbedi; Govt PS Chowki; Govt PS, Godari; Govt MS, Baldevpur; Govt UPS, Pendrikala; Govt PS, Kursipar and Govt PS, Baradakala.

Category	Yes/No	Location		Total
		Rural	Urban	
Primary School	Yes	10 66.7%	6 75.0%	16 69.6%
	No	5 33.3%	2 25.0%	7 30.4%
	Total	15 100.0%	8 100.0%	23 100.0%
Upper Primary School	Yes	7 50.0%	2 100.0%	9 56.2%
	No	7 50.0%	0 .0%	7 43.8%
	Total	14 100.0%	2 100.0%	16 100.0%

9. STATUS OF COOKS:

- (i) Who cooks and serves the meal? (Cook/helper appointed by the Department or Self Help Group, or NGO or Contractor)**
- (ii) Is the number of cooks and helpers adequate to meet the requirement of the school?**
- (iii) What is remuneration paid to cooks/helpers?**
- (iv) Are the remuneration paid to cooks/helpers regularly?**
- (v) Social Composition of cooks /helpers? (SC/ST/OBE/Minority)**

The meal is cooked by the cooks and helpers belong to Self-Help Groups. It is observed that the number of cooks and helpers are adequate in number and meet the demand.

Regarding the payment given to cook-cum-helpers, it is found by the monitoring team that in all the sample schools the cook-cum helpers were being paid Rs. 1200 per month.

About the regularity of the remuneration paid to the cook-cum-helpers, it is noticed that in 60.9% Primary Schools and in 39.0% Upper Primary Schools, the cook cum helpers were paid remuneration regularly. In remaining schools, the payments was delayed for 1 to 3 months.

Social composition of the Cooks indicates that majority are from the OBC community, followed by Scheduled Tribe, Schedule Caste, and Other Caste.

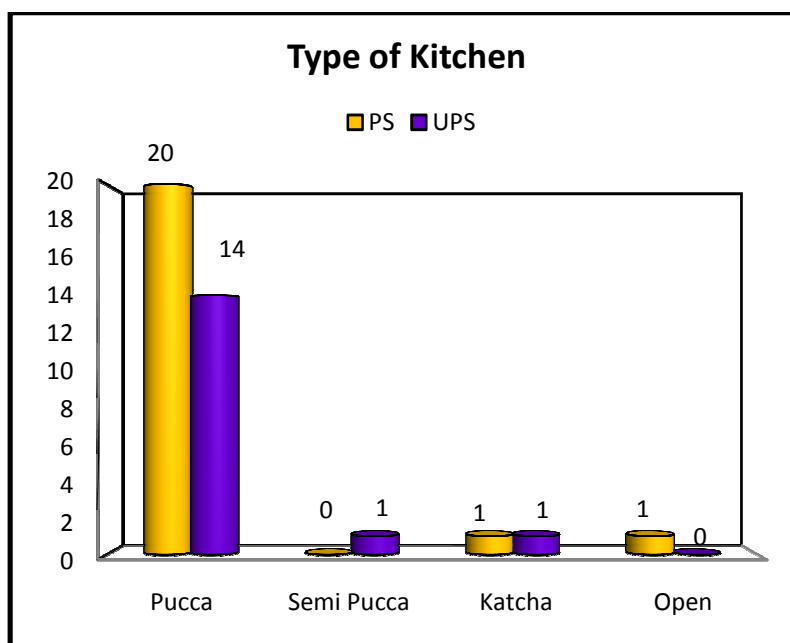
10. INFRASTRUCTURE:

Is a pucca kitchen shed-cum-store:

- (a) Constructed and in use**
- (b) Constructed but not in use under**
- (c) Under construction**
- (d) Sanctioned, but constructed not started**
- (e) Not sanctioned**
- (f) Any other (specify)**

It is observed from Figure 8.3 that in 20 Primary Schools and 14 Upper Primary Schools pucca kitchen sheds are available, followed by 1 Upper Primary School is having semi pucca kitchen shed and 1 each Primary and Upper Primary Schools are having katcha kitchen shed.

Figure 8.3: Type of kitchen



11. In case the pucca kitchen shed is not available, where is the food being cooked and where the food grains /other ingredients are being stored?

It was observed by the monitoring team that in 13.0% Primary schools and 50.0% Upper Primary Schools, cooking was being done under a thatched house, and in 4.3% Upper Primary Schools the MDM was cooked in open space, class rooms, etc. due to non availability of kitchen shed. It is observed by the monitoring team that in 46.2% Primary and Upper Primary schools food grains were stored in Classrooms.

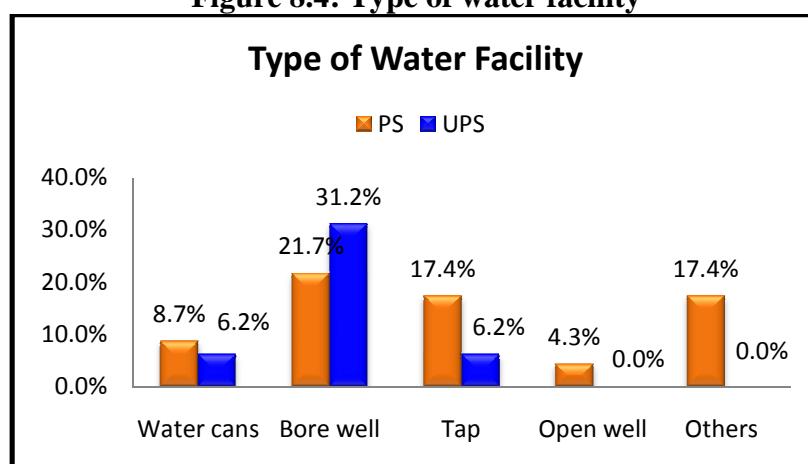
12. Whether potable water is available for cooking and drinking purpose?

Category	Yes/No	Location		Total
		Rural	Urban	
Primary School	Water cans	6 34%	3 37.5%	9 39.1%
	Bore well	3 20.0%	2 25.0%	5 21.7%
	Tap	2 13.3%	2 25.0%	4 17.4%
	Open Well	1 6.7%	0 .0%	1 4.3%
	Others	3 20.0%	1 12.5%	4 17.4%
	Total	15 100.0%	8 100.0%	23 100.0%

Upper Primary School	Water cans	8 57.1%	2 100%	10 62.4%
	Bore well	5 35.7%	0 .0%	5 31.2%
	Tap	1 7.1%	0 .0%	1 6.2%
	Total	14 100.0%	2 100.0%	16 100.0%

It is mandatory for all schools to provide drinking water to all students and the MDM should also be cooked in clean drinking water. In respect of facilities available for potable water for cooking and drinking purpose, it was noticed that 9 (39.1%) Primary Schools and 10 (62.4%) Upper Primary Schools water is supplied through water cans in 21.7% Primary Schools and in 31.2% Upper Primary Schools the water facility is bore well in 17.4% Primary Schools and in 6.2% Upper Primary Schools the tap water facility is available.

Figure 8.4: Type of water facility



13. Whether utensils used for cooking food are adequate?

Among the 40 schools visited by the MI in Rajnandgaon district it is observed that all schools are having adequate cooking vessels for cooking the MDM. These are arranged by the cooking agencies.

14. What is the kind of fuel used? (Gas based/firewood etc.)

It is observed that in 82.6% Primary Schools and 93.8% Upper Primary Schools firewood is the main fuel for cooking of MDM. Whereas, in remaining schools the fuel is cow dung and LPG.

15. SAFETY & HYGIENE:

i. General Impression of the environment, Safety and hygiene:

ii. Are children encouraged to wash hands before and after eating

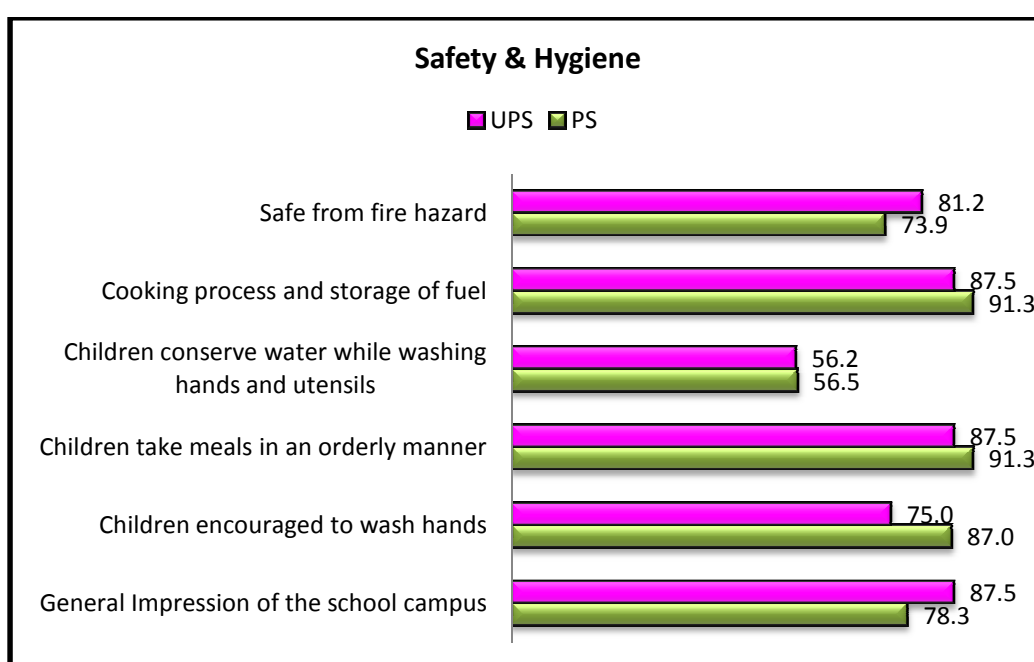
iii. Do the children par take meals in an orderly manner?

iv. Conservation of water?

v. Is the cooking process and storage of fuel safe, not posing any fire hazard?

Regarding the safety and hygiene of the school campus, the monitoring team has observed that in 76.3% of the Primary Schools and in 87.5% of the Upper Primary Schools the cleanliness is being maintained on the campus.

Figure 8.5: Safety and Hygiene



Encouragement of children to wash hands is also a duty of the teachers. The monitoring teams observed that in 87.0% of the Primary Schools and in 75% Upper Primary Schools children were encouraged to wash hands before and after taking food. The monitoring institute found that in 91.3% Primary Schools as well as 87.5% Upper Primary Schools, the children took food in an orderly manner. It is the duty of the schools to serve hot cooked meal to the students and the latter to receive it in an orderly manner. Teachers are deputed to see that children sit in proper rows, preferably on jute mats, after washing hands, and say a prayer before taking their food.

In 56.5% of the Primary Schools and 56.2% of the Upper Primary Schools, the children were found to be conserving water while washing hands and utensils by the encouragement of teachers.

In 91.3% of the Primary Schools and 87.5% of the Upper Primary Schools, the monitoring team found that cooking process and storage of fuel was safe.

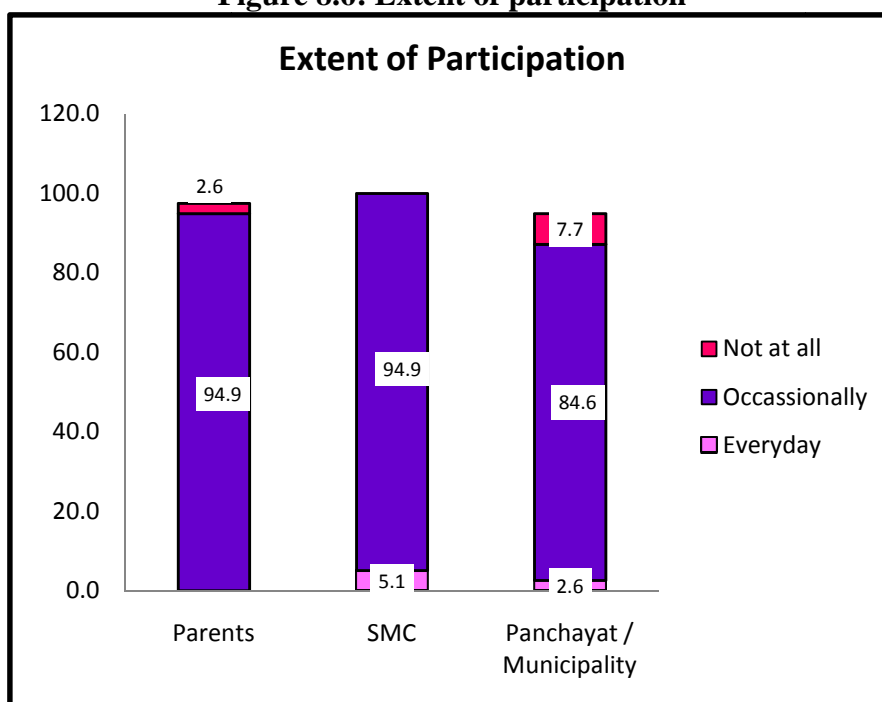
16. COMMUNITY PARTICIPATION:

Extent of participation by Parents/SMCs/Panchayats/Urban bodies in daily supervision, monitoring, participation

Community participation is an integral part of development of schools. It was observed by the monitoring team that there was participation from parents, SMC members, Panchayats and urban bodies in school management activities.

It is observed that in 94.9% each of the Primary Schools and Upper Primary Schools parents and SMC members are occasionally participating in the school activities.

Figure 8.6: Extent of participation



In 2.6% schools it is noticed that the members of panchayat and municipality are participating in the schools occasionally, sometimes daily.

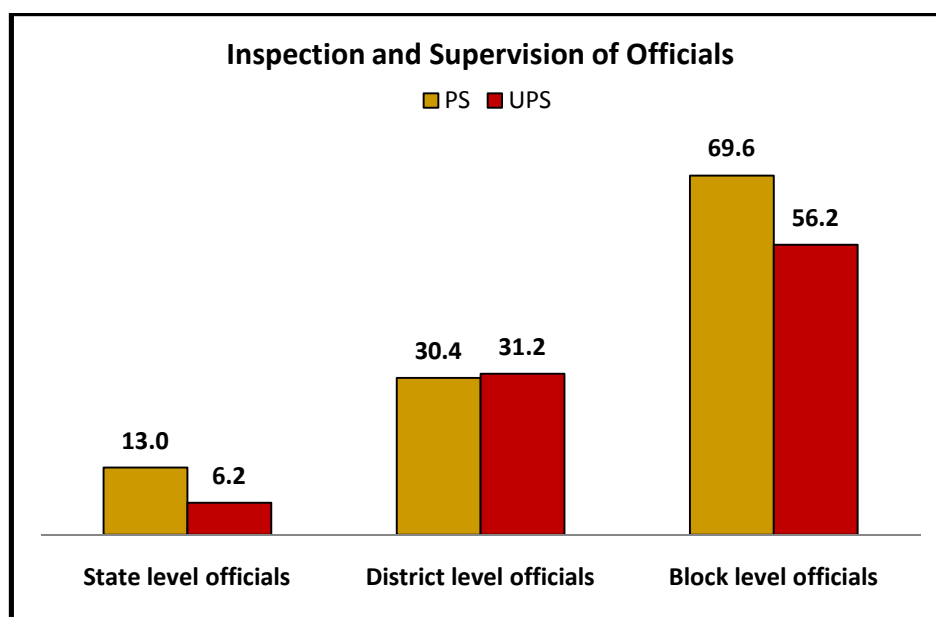
Regarding the overall implementation of MDM program, the monitoring team found that 8.7% of the Primary Schools had quite satisfactory implementation, 17.4% Primary Schools had good implementation.

At Upper Primary Schools, in 68.8 % of the schools, the implementation was found to be satisfactory and in 12.5% it was found to be good.

17. INSPECTION & SUPERVISION

Has the mid day meal programme been inspected by any state/district/block level officers/officials?

Figure 8.7: Inspection and Supervision by Officials



It is observed by the monitoring team that in 69.6% Primary Schools and in 56.2% Upper Primary Schools the Block Level Officers are visiting the school to observe the MDM. Whereas in 30.4% Primary Schools and 31.2% Upper Primary schools the District Level Officials are making formal visits to the MDM. In 13% Primary Schools and 6.2% Upper Primary Schools it is reported that State Level Officials are also visiting the MDM programme. But the visits are not contributing much to the programme improvement.

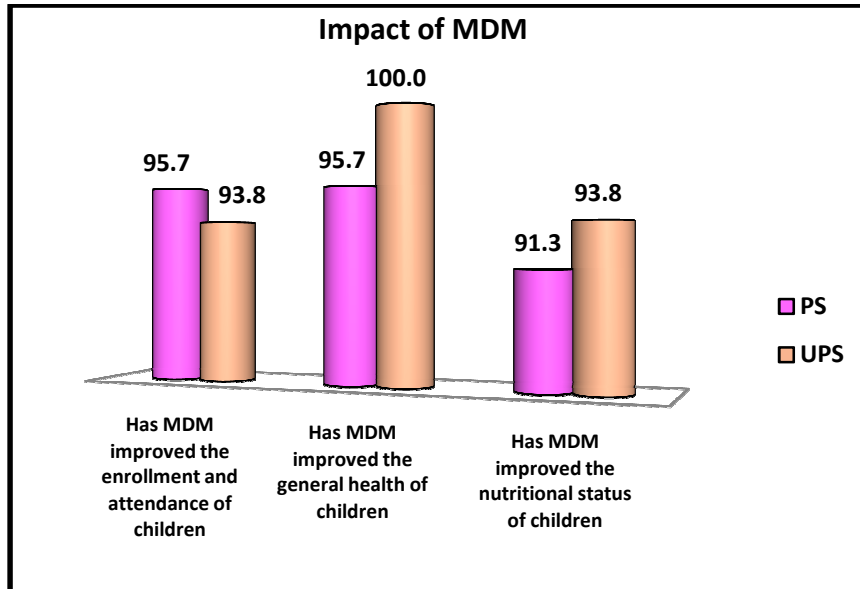
18. IMPACT

Has the mid day meal improved the enrollment, attendance of children in school, general well being (nutritional status) of children? Are there any other incidental benefits due to serving cooked meal in schools?

The Mid day meal programme is helping the poor children to get the noon meal. The monitoring team has observed the impact of MDM scheme on the enrollment and attendance of children. It is noticed that in 95.7% of the Primary schools and 93.8% of Upper Primary Schools MDM influenced on enrollment and attendance of the

children. On the other hand, in 95.7% of the Primary Schools and 100.0% of the Upper Primary Schools, MDM had contributed to the general health of the children.

Figure 8.8: Impact of MDM



9. Conclusions and Recommendations:

The Monitoring of Mid-Day-Meal scheme in seven districts of Chhattisgarh by the National Institute of Rural Development (Monitoring Institute) reveals that some schools have not provided the relevant information. It shows that Head Masters and teachers concerned in the sample school do not have proper awareness about the MDM guidelines and also the children's entitlements. In all together the monitoring work for the Second Half Yearly period i.e. 1st October, 2013 to March 31st, 2014 in Seven districts namely Balod, Bilaspur, Dhamtari, Janjgir Champa, Mahasamund, Raipur and Rajnandgaon indicates the status of implementation of MDM. On the basis of field monitoring by the investigators and the project monitoring team of NIRD in all the Seven sample districts the following conclusions are drawn.

1. In almost all the sample schools of the seven districts the schools are serving the hot cooked meal everyday without any interruption.
2. The availment of the Mid-Day-Meal in sample schools of all the seven district varies from 58.0% to 99.6% in Primary Schools (Bilaspur 58%, Raipur 67.9%, Janjgir Champa 78.1%, Dhamtari 90.8%, Balod 98.3%, Mahasamund 98.8% and Rajnandgaon 99.6%). In Upper Primary Schools, it varies from 73.8% to 95.0% (Raipur 73.8%, Bilaspur and Janjgir Champa 76.5% each, Mahasamund 82.5%, Dhamtari 85.9%, Rajnandgaon 92.8% and Balod 95.0%)
3. In majority (50%) of the sample schools it is observed that the food grains are received in time whereas the supply of food grains is delayed in other schools.
4. Majority (80%) of the sample schools in seven districts noticed that buffer stock is maintained. But the storage of food grain is found to be improper.
5. In majority of the schools it is observed that the cooking cost is regularly paid to the cooking agencies. In some districts there is a delay in payment of cooking cost example Mahasamund, Balod and Dhamtari.
6. There is a huge delay in payment of remuneration to cook cum helpers in all the seven sample districts.
7. There is no discrimination of caste, gender and community in all the sample schools of the seven districts in serving of Mid-Day-Meal.
8. In all the seven sample districts it is observed that the variety of menu is being followed.

9. In majority (2 out of 7) of the districts Balod and Bilaspur monitored by MI it is reported that the quality of rice is not good. 'A' grade rice is not supplied to MDM of schools.
10. Majority (80%) of the schools is having the cook cum helpers appointed by Self Help Groups and they belong to OBC community followed by Scheduled Caste and Scheduled Tribes. The payment of remuneration to cook cum helpers was quite delayed i.e. by 3-6 months.
11. The MI has observed that in some schools the constructed kitchen sheds are not according to the prescribed measurements.
12. The supplied kitchen utensils to the schools are very old and it is observed that in some schools the cooking agencies are still using the same utensils and in majority schools the cooking agencies have arranged the kitchen utensils on their own.
13. In majority (60%) schools the food grain is being stored in class rooms only. The storage of food grains is found to be unhygienic.
14. In 85% of the sample schools the water facility is available for cooking and drinking.
15. In 90% of the schools in sample districts firewood is the fuel for cooking of the Mid-Day-Meal.
16. Safety and cleanliness in the schools
 - 80% of the schools are having clean campus and in 80% of the schools teachers are encouraging the children to wash hands before and after the meal. In 80% of the schools children conserve water while washing hands and utensils.
 - The cook cum helpers is not maintaining proper cleanliness while cooking the food in most of the sample schools (70%).
17. In 90% of the schools, parents and SMC members visit the schools to observe MDM occasionally.
18. In majority of the schools (90%) the SHG members, SMC members and parents are not having knowledge about the entitlements and quantity of food grain, pulses and vegetables for cooking the Mid-Day-Meal.
19. In 90% Primary Schools and 75% Upper Primary Schools the block level officials are visiting the schools to see the MDM but the visits are not contributing much to the improvement of the programme.
20. The Mid-Day-Meal programme is helping the poor children to meet the hunger needs.

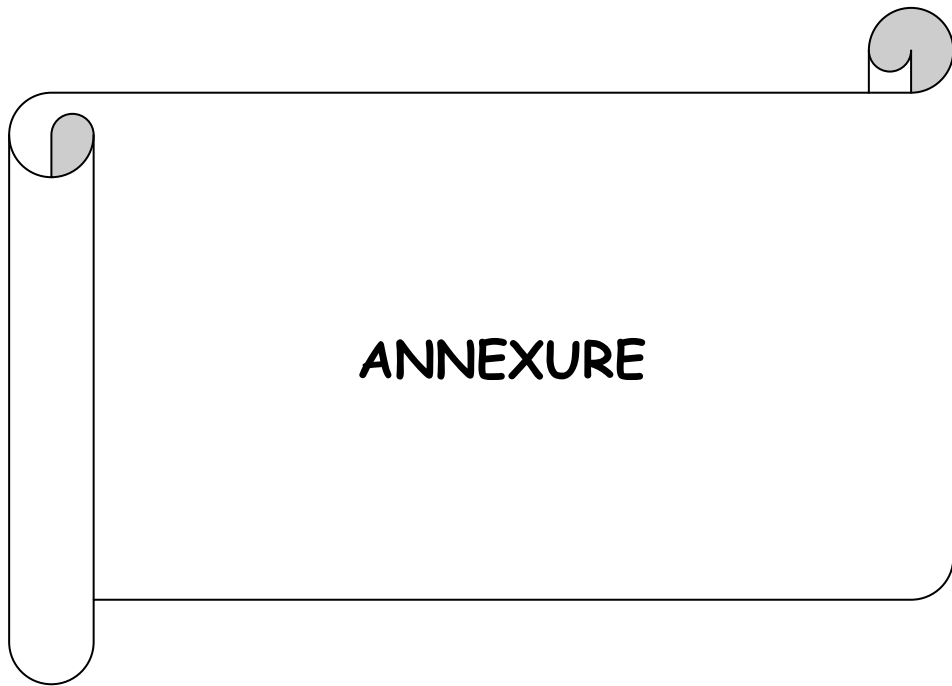
Conclusions on Centralized Kitchen

- The Monitoring Institute has visited three centralized kitchens, one each in Bilaspur, Dhamtari and Raipur and observed that all the centralized kitchens are supplying hot cooked meal to the students.
- It is observed that the MDM supplied through centralized kitchen is being delivered at the school point in between 10:00 am to 12:00 pm.
- The menu supplied by the centralized kitchen in Bilaspur is not suitable to the local community food habits as a result most of the children are not eating properly.
- In majority of the schools Mid-Day-Meal served through centralized kitchen is not having prescribed protein content.
- It is noticed that there is no proper monitoring and supervision of centralized kitchens from the officials of School Education Department in all the three centralized kitchens.

Recommendations and suggestions for further improvement of the programme

- i. In each district monitoring cells are to be established for better implementation.
- ii. Menu boards should be displayed along with the entitlements of MDM in noticeable places of the schools for better awareness among students and parents.
- iii. Kitchen utensils are to be replaced immediately in all the sample Districts.
- iv. Awareness generation programmes for teachers, community members and cooking agencies are to be organized for effective implementation.
- v. Kitchen sheds should be constructed as per the strength of the students and according to the prescribed norms of MDM immediately in all the schools.
- vi. The state should evolve a mechanism for reducing the delay of payment of remuneration to cook cum helpers as well as the cooking cost.
- vii. Proper monitoring mechanism has to be established from Cluster to State level for better delivery of MDM.
- viii. Centralized kitchens are to be discouraged for supply of MDM in the rural areas. In rural areas the MI has observed that most of the Self Help Groups are ready to supply the cooked Mid-Day-Meal to the children. Therefore, as per the guidelines of the scheme, SHGs are to be encouraged for promoting rural employment.
- ix. Wherever the centralized kitchens are functional, more number of agencies are to be involved by restricting the number of schools for better supply of MDM.

- x. Centralized kitchens are to be monitored by the Department of School Education to ensure the quantity and quality of Mid-Day-Meal supplied through the centralized kitchens.
- xi. Daily issue registers are to be maintained at the school level particularly for rice and pulses.
- xii. The cook cum helpers of MDM should be trained on cleanliness, hygiene and preparation of good quality food.
- xiii. All the cooking agencies are to be instructed that their staff should wear head gears, aprons and hand gloves while cooking and serving the Mid-Day-Meal.
- xiv. The schools are advised to mandatorily maintain the record of food tasting before serving to the students.



Annexure

**List of schools identified for monitoring of NIRD in BALOD district of
Chhattisgarh State**

S. No.	Name of the school	School Category	Block	Area	Intervention	U-DISE CODE
1	Baghmara	PS	Balod	R	-	1012604
2	Kachandur	PS	Gunderdehi	R	-	222267503
3	Kakrel	PS	Dondi	R	-	0409002
4	Kolihampur	Ms	Gurur	R	-	22100905402
5	Jogibhat	PS	Dondilohara	R	-	NA
6	Khulia	MS	Gurur	R	-	0908002
7	Khulia	PS	Gurur	R	CWSN	2222908001
8	Matiya	MS	Gunderdehi	R	-	2222812102
9	Paraswani	PS	Gunderdehi	R	-	22100812001
10	Kundarupara	PS	Balod	U	-	22220100301
11	Manoud	PS	Balod	R	-	22220103201
12	Dudhali	MS	Dondilohara	R	-	22220504006
13	Tikari	PS	Gunderdehi	R	-	2222812301
14	Kusumkasa	MS	Dondi	R	-	22220411103
15	Chedia	MS	Gurur	R	-	0903202
16	Chedia	PS	Gurur	R	-	2222013201
17	Gudarapara	Ps	Gurur	R	-	0904203
18	Baritola	MS	Dondi	R	-	0412101
19	Chichalgondi	MS	Gunderdehi	R	-	NA
20	Nayapara	PS	Balod	U	-	NA
21	Pewaro	PS	Gurur	R	-	1903401
22	Pewaro	MS	Gurur	R	-	0903402
23	Bhedi	PS	Dondilohara	R	-	22100500401
24	Dhanapure	UPS	Gurur	R	-	220904402
25	Dargahan	MS	Gurur	U	-	22220904302
26	Kurmipara	PS	Balod	U	-	NA
27	Pandyapara	PS	Balod	U	-	NA
28	Devi Navagaon	MS	Balod	R	-	NA
29	Devi Navgaon	PS	Balod	R	-	NA
30	Awari	MS	Dondi	R	CAL	0410803
31	Jalmala	MS	Balod	R	CAL	011408
32	Gunderdehi	MS	Gunderdehi	U	CAL	0813404
33	Batera	MS	Dondilohara	R	CAL	221005005
34	Ms Basic	Ms	Balod	U	CAL	22100100217
35	Hirapur	MS	Balod	R	CWSN/Civil	0101902
36	Baritola	PS	Dondi	R	CWSN	0412102
37	Baghmara	MS	Balod	R	CWSN	0102603
38	ShikaraPara	MS	Balod	U	CWSN	0100103
39	Diyabati	PS	Gurur	-	CWSN	22100911901
40	Chikalakasa	PS	Dondi	R	CWSN	22220413902

**List of schools identified for monitoring of NIRD in BILASPUR district of
Chhattisgarh State**

S. No.	Name of the school	Block	Area	Intervention	MDM	U-DISE CODE
1.	Govt. Girls Middle School, Jabrapara	Bilha	Urban	General	Yes	319278
2.	Govt. Primary School, Nehrunagar, Tilaknagar	Bilha	Urban	General	Yes	324301
3.	Govt. Primary School, Rahangi	Bilha	Rural	General	Yes	2207914101
4.	Govt. Primary School, Khaira (Lagara)	Bilha	Rural	General	Yes	22070328601
5.	R.B.C. Sakri, (Nature City)	Takhatpur	Rural	CWSN	Yes	NA
6.	Govt. Middle School, Nirtu	Takhatpur	Rural	CWSN	Yes	22072511604
7.	Govt. Primary Lingiyadih	Bilha	Rural	General	Yes	22070309807
8.	Govt. Primary School, Nayapara	Bilha	Rural	General	Yes	2207031493
9.	Boys Primary School, Karaihapara	Kota	Urban	General	Yes	22071106504
10.	Govt. Upper Primary School, Banjorkha	Gaurella	Rural	General	Yes	220700606102
11.	Govt. Primary School, Pendri	Masturi	Rural	CWSN	Yes	22071514101
12.	Govt. Primary School, Tilaknagar (B)	Bilha	Urban	General	Yes	0319320
13.	Govt. Middle School, Sambalpuri	Takhatpur	Rural	General	Yes	2272515003
14.	Govt. Middle School, Khodri	Gaurella	Rural	General	Yes	2270605905
15.	Govt. Middle School, Chingrajpara	Bilha	Urban	CAL	Yes	032313
16.	Govt. Primary School, Dhamni	Bilha	Rural	Civil Works	Yes	2270314701
17.	Govt. Primary School, Karahiyapara	Kota	Rural	General	Yes	1113015
18.	Govt. Primary School, Parsada	Takhatpur	Rural	Civil Works	Yes	22072512901
19.	Govt. Primary School, Mujhvani	Takhatpur	Rural	General	Yes	1106801
20.	Govt. Primary School, Khamtari	Bilha	Rural	General	Yes	2207034301
21.	KGBV, Chapora	Kota	Rural	KGBV	-	1109404
22.	Govt. Middle School, Hanfa	Takhatpur	Rural	CWSN	NOT DONE	2272506602
23.	Govt. Middle School, Jogisar	Gaurella	Rural	CAL	Yes	22070600703
24.	Govt. Primary School (Girls), Tikari	Masturi	Rural	General	Yes	22071503302
25.	Govt. Middle School, Bhadimuda	Ratanpur	Urban	CAL	Yes	1114701
26.	Govt. Middle School, Girls, Parsada	Bilha	Rural	CAL	Yes	22070321902
27.	Govt. Primary School, Urtum	Bilha	Rural	General	Yes	22040309301
28.	Govt. Primary School, Bhojpuri	Bilha	Rural	General	Yes	2270312501
29.	Govt. Primary School, Tallapara	Bilha	Urban	General	Yes	22070323902
30.	KGBV, Bartori	Bilha	Rural	KGBV	-	22070316207
31.	Govt. Girls Primary School, Sakri	Takhatpur	Rural	General	Yes	2514504
32.	Govt. Primary School, Chilhati	Bilha	Rural	General	Yes	0309701
33.	Govt. Primary School, Lagara	Bilha	Rural	General	Yes	22070310001
34.	Govt. Middle School, Dayalband	Bilha	Urban	General	Yes	22070320801

35.	Govt. Primary School (Girls), Bharani	Takhatpur	Rural	General	Yes	2272501902
36.	Govt. Upper Primary School, Kirari	Masturi	Rural	General	Yes	22071502004
37.	Govt. Boys Upper Primary School, Belpat	Gaurella	Rural	General	Yes	22070600104
38.	Govt. Upper Primary School, Junashahar	Kota	Urban	CWSN	Yes	22071113025
39.	KGBV, Pendra Road	Gaurella	Rural	KGBV	-	22070601004
40.	KGBV, Jareli	Takhatpur	Rural	KGBV	-	2506902

**List of schools identified for monitoring of NIRD in DHAMTARI district of
Chhattisgarh State**

S. No.	Name of the school	Block	Area	Intervention	U-DISE
1.	MS Bhatena	Dhamtari	U	General	22133009102
2.	PS Aughogik ward	Dhamtari	U	General	22133009002
3.	MS Dabrapara	Dhamtari	U	General	22133016203
4.	PS Kramank 03	Dhamtari	U	General	22133016901
5.	MS Jodhapur	Dhamtari	U	General	3008802
6.	PS Panchvati	Dhamtari	U	General	22133016406
7.	PS Hatkeshar	Dhamtari	U	General	22133008703
8.	MS Sorid nagar	Dhamtari	U	General	2213308906
9.	KGBV Bhaismundi	Magarlod	R	KGBV	NA
10.	PS Paraswani	Magarlod	R	General	NA
11.	PS Bharda	Magarlod	R	General	22132704601
12.	KGBV Bhaismudi, nirrabeda	Nagri	R	KGBV	22131320202
13.	MS Goregaon	Nagri	R	Civil works	22131301203
14.	PS Nayapara farsiya	Nagri	R	General	22131311502
15.	PS Amlı	Nagri	R	General	22131319201
16.	PS Pandaripani, raithwadi	Nagri	R	Civil works	1322301
17.	MS Pandaripani mal gujari	Nagri	R	CAL	1303802
18.	MS Nagri	Nagri	R	CWSN	22131309519
19.	PS Chiplipara	Nagri	R	General	2213132241
20.	MS Limthara	Dhamtari	R	CAL	3000202
21.	PS Udena	Dhamtari	R	CWSN	22133007201
22.	MS Sambalpur	Dhamtari	R	Civil works	22131319201
23.	PS Ravnaguda	Dhamtari	R	General	3002101
24.	MS Chipli	Nagri	R	CWSN	NA
25.	Darmetory Bhaisamuda	Nagri	R	SRTC	2213132522
26.	MS Navagaon	Nagri	R	General	2213130684
27.	UPS Bodra	Dhamtari	R	NSRTC	NA
28.	PS Doma	Dhamtari	R	General	22133002802
29.	PS Khamhariya	Dhamtari	R	General	22133003001
30.	SRTC Sakri	Kurud	R	SRTC	NA
31.	UPS Chivri	Kurud	R	SRTC	0301702
32.	PS Sonpur	Kurud	R	General	22130309401
33.	PS Birejhar	Kurud	R	CAL	2213031161
34.	Charmdia shanthi mythri sansthan	Kurud	R	CWSN	NA
35.	UPS Umarda	Kurud	R	SRTC	NA
36.	MS Gobra	Kurud	R	General	22130314702
37.	MS Bothli	Kurud	R	General	3018228
38.	PS Gujra	Dhamtari	R	General	22133003901
39.	NRSTC Gidhawa	Nagri	R	NSRTC	NA
40.	Govt, Upgraded middle school,	Dhamtari	R	General	NA

**List of schools identified for monitoring of NIRD in JANJGIR CHAMPA district
of Chhattisgarh State**

S. No.	Name of the school	Block	Area	Intervention	MDM	U-DISE
1.	KGBV PAHERIYA	Akalthara	R	KGBV	-	0206110
2.	KGBV HARDI	Baloud	R	KGBV	-	109502
3.	PS SONAIDI	Bamhanidi	R	-	Yes	22060402601
4.	PS LAKHURI	Bamhanidi	R	-	Yes	22060403001
5.	MS JHARA	Bamhanidi	R	NRSTC	Yes	0409902
6.	MS MUKTHARAJA	Bamhanidi	-	-	Yes	22060408213
7.	MUKTHARAJA	Bamhanidi	-	SRTC	-	NA
8.	MS SONAIDI	Bamhanidi	R	-	Yes	22060402604
9.	MS BARPALI	Bamhanidi	U	-	Yes	22060400225
10.	PS BHOJPUR	Bamhanidi	U	CWSN	Yes	22060400210
11.	MS SADAR	Nawagaon	U	CAL	Yes	22061701430
12.	MS CHAMPATOWN	Bamhanidi	U	-	Yes	22060400226
13.	MS JANJGIR	Nawagaon	U	-	Yes	22061701423
14.	MS GOUSHALA NAILA	Nawagaon	U	CWSN	Yes	22061700718
15.	PS DAIT	Nawagaon	U	-	Yes	22061701405
16.	MS NAILA	Nawagaon	U	-	Yes	1700716
17.	MS THATARI	Jaijaipur	R	-	Yes	2206701208
18.	MS BELADULA	Jaijaipur	R	-	Yes	22060704805
19.	PS AMLIDHI	Jaijaipur	R	-	Yes	07050012206
20.	PS THUSHAR	Jaijaipur	R	-	Yes	22060705501
21.	PS DARABANTA	Jaijaipur	R	-	Yes	2206701301
22.	MS DARABANTA	Jaijaipur	R	-	Yes	220607701303
23.	MS KOTETHARA	Jaijaipur	R	-	Yes	22060702004
24.	PS NANDELI	Jaijaipur	R	-	Yes	22060702501
25.	PS BHILAI	Baloud	R	-	Yes	22060200501
26.	PS BALAUDA	Baloud	R	-	Yes	22062413805
27.	PS UDYABAND	Baloud	R	-	Yes	22060208401
28.	PS KULIPOT	Baloud	R	-	Yes	NA
29.	MS CHARPARA	Baloud	R	CAL	Yes	22060200903
30.	MS UCHIBHATTI	Baloud	R	-	Yes	22060210402
31.	PS KHURDA	Baloud	R	-	Yes	2206029801
32.	MS DORLA	Baloud	R	CAL	Yes	22060201202
33.	PS AMORA	Nawagaon	R	-	-	22061703801
34.	MS MAHENDA	Nawagaon	R	-	Yes	1701702
35.	PS KHAIRTHAL	Nawagaon	R	-	Yes	22061708101
36.	MS THUSHAMA	Nawagaon	R	-	Yes	22061710702
37.	MS PONDI	Nawagaon	R	CAL	Yes	1703004
38.	PS CHOURABHANTA	Nawagaon	R	CWSN	Yes	22061704501
39.	PS BUDENA	Nawagaon	R	-	Yes	22061704001
40.	MS BUDENA	Nawagaon	R	-	Yes	NA

List of schools identified for monitoring of NIRD in MAHASAMUND District of Chhattisgarh State

S. No.	Name of the school	Area	Category	Intervention	Remarks	U-DISE CODE
1.	Govt. Primary School Guru Ghasidas, Mahasamund	U	PS	General		22122102438
2.	Govt. Primary School, Kharora	U	PS	General		22122102711
3.	Govt. UPS Kharora	U	UPS	General		22122102702
4.	Govt. UPS Nayapara	U	UPS	General		22122107901
5.	Govt. PS Bemcha	R	PS	General		22122120801
6.	Govt. UPS Bemcha	R	UPS	General		22122120802
7.	Govt. PS Koundkera	R	PS	General		2123802
8.	SRTC Chhattisgarh Mahasamund	U	-	Special training	Residential	NA
9.	SRTC Temri	R	-	Special training	Residential	NA
10	SRTC Sukhridhabri	R	-	Special training	Residential	NA
11	KGBV Sunsuniya	U	UPS	Girls Education		NA
12	Govt. UPS Pithora	U	UPS	General		22121125204
13	Govt. PS KanishthaBuniyadiPithora	U	PS	General		22121113606
14	Govt. PS Ward No.1, Pithora	U	PS	General		22121113601
15	Govt. UPS R K Pithora	U	UPS	CAL		22121103203
16	KGBV Lakhagarh	U	UPS	Girls Education		2212112913
17	Govt. UPS Khuteri	R	UPS	CAL		22121102802
18	Govt. UPS Lakhagarh	R	UPS	General		22121102703
19	KGBV Bansula	R	UPS	Girls Education		2802904
20	Govt. UPS Baradoli	R	UPS	CAL		2805602
21	Govt. UPS Koliahaddevri	R	UPS	CAL		22122801802
22	Govt. PS Gadhpuljhar	R	UPS	CWSN		22122808503
23	Govt. UPS Badedhabha	R	UPS	CWSN		2811502
24	Govt. PS Janghora	R	PS	CWSN		NA
25	Govt. PS Baradoli	R	PS	Civil Work	HM room	22122805601
26	Govt. PS KamarparaSirpur	R	PS	Civil Work	ACR	22122123607
27	Govt. UPS Chhaporadih	R	PS	General		20119101
28	Govt. PS Kodar	R	PS	General		22122112701
29	Govt. PS Jalaki	R	PS	General		22122119002
30	SNRTC Kurmipara	U	-	Special training	Non-residential	NA
31	SNRTC Station paraMahasamund	U	-	Special training	Non-residential	NA
32	SNRTC Boriajhar	R	-	Special training	Non-residential	NA
33	Govt. PS Tumadhabri	R	PS	General		2120701

34	Govt. PS Parsada	R	PS	General		2117301
35	Govt. UPS Kouwakhoda	R	UPS	General		22121104503 9
36	Govt. PS Attarahgudi	R	PS	General		NA
37	Govt. UPS Chimerkel	R	UPS	CAL		NA
38	Govt. PS Ankori	R	PS	General		NA
39	Govt. PS Kuhri	R	PS	General		22122121101
40	Govt. UPS Mahasamund	U	UPS	General		22122102402
41	Govt. PS Belshonda	R	PS	General		22122113402
42	IED Center B K Bahara	R	-	IED		NA
43	Govt. PS Fuseradih	R	PS	General		NA
44	PS Kouwakhoda	R	PS	General		22121104501

**List of schools identified for monitoring of NIRD in RAIPUR District of
Chhattisgarh State**

S. No.	Name of the school	Area	Category	Intervention	U-DISE CODE
1	Shaskiye Prathmik Kanyashala Nawapara	U	PS	-	10600904
2	Govt. Girls Nayapara	U	UPS	-	22110613105
3	Shaskiye Adarsh Harihar Uchch Madhyamikshala Nayapara	U	UPS	-	22110613611
4	Sardar Pritam Singh Saini Shaskiye Purva Madhyamik Bala Shyamnagar	U	UPS	-	0401301
5	Sant Kanwar Ram Shaskiye Prathmik Kanya Vidyalay, Katora Talab	U	PS	-	22110228415
6	R. Naidu Govt. Higher Secondary School Ravigram, Telibanda	U	UPS	-	22110408525
7	Adarsh Shaskiye Naveen Prathmikshala Deen Dayal Nagar, Nayapara	U	PS	-	NA
8	Shaskiye Prathmik shala Somvaari Bazaar, Nawapara	U	PS	-	2210613606
9	Shaskiye Prathmik shala Gobra, Abhanpur	U	PS	-	0613401
10	UPS Sanjaynagar	R	UPS	-	22110426705
11	Shaskiye Prathmik Shala, Amasivni	R	PS	CWSN	22110410301
12	Shaskiye Prathmik Shala Parastarai	R	PS	-	22110410201
13	UPS Mohandi	R	UPS	-	0409403
14	Govt. Boys and Girls Pathri	R	UPS	Civil Works	22110425803
15	Shaskiye naveen PS Nai Basti, Saragaon	R	PS	-	22112629631
16	Balak PS Charoda	R	PS	CAL	22110412002
17	Shaskiye Kanya Prathmik Shala, Saragaon	R	PS	-	0422401
18	PS Dhaneli	R	PS	-	220110400811
19	Shaskiye Poorva Madhyamik P. Jangaon	R	UPS	CWSN	0609402
20	MS Tuta	R	UPS	-	22110606303
21	Govt. primary School, Kurru	R	PS	-	22110609201
22	Shaskiye Prathmikshala Gaatapar	R	PS	-	608701
23	UPS Bendri	R	UPS	CAL	0612602
24	Govt. Primary, Mohrenga	R	PS	Civil Works	NA
25	UPS Sasaholi	R	UPS	-	NA

26	Residential School (Maharana Pratap School, Nayapara)	U	-	SRTC	NA
27	SRTC Mathpurena	U	-	SRTC	NA
28	Govt. Middle School, Pond	R	UPS	-	22110602602
29	Rani Durgawati Shaskiye Poorva Madhyamik Kurud	U	UPS	-	221120201
30	Shaskiye Uchch Prathmik Shala Lakholi Bhatapara	U	UPS	-	NA
31	Shaskiye Prathmik Shala Vivekanandnagar	U	PS	-	0404301
32	Shaskiye Balak PS Mandir Hasod	U	PS	CWSN	22112201014
33	Shaskiye Prathmik Shala Khaprabhatti	U	PS	-	22110401101
34	PS Janvay	U	PS	-	22110405404
35	Govt. PS Girls	U	PS	-	22110800802
36	Govt. UPS Reevea	R	PS	-	22112219301
37	New Primary School, Bhulandabri	R	PS	Civil Works	22110801604
38	Girls Primary School, Kharora	R	PS	-	22110810601
39	Govt. Girls Primary, Nevra	R	PS	-	22110807602
40	Govt. Middle School, Ganiyari	R	UPS	CAL	22110802102

List of schools identified for monitoring of NIRD in RAJNANDGAON District of Chhattisgarh State

S. No.	Name of the school	Area	Category	Intervention	U-DISE CODE
1	MEREGAON, AMBAGADHCHOWKI	U	-	SRTC	NA
2	GOVT PS, GODARI	R	PS	General	0501301
3	GOVT PS, MACHANPUR	R	PS	CWSN	0503101
4	GOVT UPS, INDAMARA	R	UPS	SNRTC	1115401
5	GOVT PS, BARADAKALA	R	PS	General	22090814101
6	GOVT UPS, SINGARPUR	R	UPS	General	0809003
7	GOVT PS, KURSIPAR	R	PS	General	0808801
8	GOVT UPS, PENDRIKALA	R	UPS	General	0805802
9	GOVT UPS, DEWARIBHAT	R	UPS	CAL	22090814202
10	GOVT MS, BALDEVPUR	R	UPS	General	0812002
11	GOVT PS, AMLIPARA	U	PS	General	0805301
12	GOVT PS, SHIKARITOLA	R	PS	General	081871
13	GOVT PS, CHABUKNALA	R	PS	General	22090407801
14	GOVT PS, SADAKCHIRCHARI	R	PS	General	0408201
15	GOVT UPS, BISAHUTOLA	R	UPS	CAL	0401202
16	GOVT PS, RAMPUR	R	PS	General	0402401
17	GOVT PS, CHIKLI	U	PS	Civil Works	22091100126
18	GOVT PS, NAVAGAV	R	PS	General	0402701
19	GOVT PS, DHUMARDI	R	PS	General	0414801
20	GOVT UPS, LALUTOLA	R	UPS	General	0402303
21	GOVT UPS, PINKAPAR	R	UPS	General	22090402802
22	GOVT MS, ARRI	R	UPS	General	0505102
23	GOVT PS, MATALDABRI	R	PS	General	050540
24	GOVT PS, KONARI	R	PS	General	0505201
25	GOVT MS, MOHARD	R	UPS	General	0505302
26	GOVT UPS, RAMPUR	R	UPS	General	0507403
27	GOVT PS, GHORDA	R	PS	General	0506501
28	GOVT GIRLS UPS, ARJUNI	R	UPS	CAL	22090505805
29	GOVT. PS, DEEWANJHITIA	R	PS	SNRTC	0501101
30	GOVT PS, SADAR BAZAR	U	PS	General	1100107
31	GOVT BPS, GHANJPARA	U	PS	CWSN	22091100101
32	GOVT MS, NANDAI	U	UPS	General	22091100161
33	GOVT PS, SHANKARPUR	U	PS	General	1105501
34	GOVT PS, STATIONPARA	U	PS	Civil Works	2209110546
35	GOVT MS, CHIKLI	U	UPS	Civil Works	110154
36	GOVT GIRLS PS, AMBAGARHCHAWKI	U	PS	General	22090201701
37	GOVT UPS BHIHARIKALA	R	UPS	Civil Works	0212603
38	GOVT UPS BHRAHMANBEDI	R	UPS	General	0210903
39	GOVT. PS, RAJNANDGAON	U	PS	CWSN	1100103
40	GODARI	R	-	SNRTC	NA
